

Comprima



EN

SOLO BALERS AND BALER WRAPPERS



Comprima

Solo balers and combination baler wrappers



Three chamber systems

Fixed, semi-variable and variable

Page 10

Camless EasyFlow pick-up with w-lined tines

For clean rakes and low wear on the tines

Page 14

The cut-and-feed rotor

530mm diameter for maximum throughputs

Page 16

The precision cutting system

For smooth and precision cuts

Page 18

Straightforward design and servicing


for minimum maintenance


Page 26

NovoGrip system

Guarantees effective bale roll and compression in any type of crop

Page 20





*KRONE Comprima
- the allrounder among the round balers*

The Comprima from KRONE features a unique baling technology. The NovoGrip chain and slat conveyor bales all types of crops. In combination with an extremely powerful intake system, the machine produces high-density bales at high throughputs.

The Comprima with fixed chamber

Straightforward and convenient

For all types of crop

- **The round baler –**
Comprima F 125
- **The round baler with cutting system –**
Comprima F 125 XC
- **Meeting demands –**
1.25 m diameter bales
- **Reliable and simple –**
clutter-free build, enormous stability
- **Sharp –**
the XCut cutting system

The KRONE fixed-chamber round balers Comprima F 125 and F 125 XC convince with their simple, clear-cut and robust design, high stability, extra operator comfort and ease of maintenance.



The Comprima F 125 – an all-round talent

Comprima F 125 and F 125 XC produce fixed 1.25 m diameter bales. These versatile machines go into silage, hay and straw and stand out for exceptionally light pulling, unmatched throughputs and impressive densities.





The flexible Comprima F 125

The Comprima F 125 offers optimum equipment options for all conditions. Users can choose a feed rotor or cutting rotor with 17 or 26 blades, a single or tandem axle and between various control units.

The Comprima

With semi-variable bale chamber



The semi-variable round baler Comprima F 155 (XC)

The Comprima F 155 model produces 1.25-1.50 m diameter bales. Operators simply set the required diameter in 5 cm increments on an easy-to-use system. Thus, the machine combines many advantages of fixed and variable chamber balers. They are also very cost-effective and exceptionally easy to operate and service – thanks to their uncluttered build and design. It can unload bales of different diameters and compacts from the outside to the inside; with larger bale diameters, it leaves only a very small soft core. Thus, it achieves high bale weights.



The semi-variable combination baler and wrapper Comprima CF 155 XC

The combination baler and wrapper Comprima CF 155 XC has all the features of the round baler plus a powerful double wrapper. The wrapping table forms a deep cradle and has large guide rollers on the sides to ensure the bale is effectively rolled during the wrapping process even when the conditions are more than difficult. The table can also be used for depositing the bales in pairs. The tandem axle is a standard specification on the Comprima CF.



The allrounder

- **The round baler** –
Comprima F 155 (XC)
- **The baler wrapper** –
Comprima CF 155 XC
- **Flexible** –
choice of six bale sizes and 1.25-1.50 m
diameters
- **Affordable** –
straightforward design
- **Sharp** –
the XCut cutting system

The KRONE Comprima F 155 (XC) and CF 155 XC are fixed-chamber round balers with semi-variable bale chamber. They bale highly compacted, dimensionally stable bales of 6 different diameters. This technology is unique on the market. They are also very cost-effective and exceptionally easy to operate and service – thanks to their uncluttered build and design. With their sturdy frame, the balers are also extremely robust and versatile. Whether silage, hay or straw – the all-round talent transforms all types of crops into bales of a consistently high quality.



Bale transfer

Once the bale is wrapped in the net, the tailgate of the baler opens. The bale lifter deposits the bale on the wrapping table. As the baler resumes baling, the wrapper starts the wrapping process.

The Comprima

With variable bale chamber



The variable round balers Comprima V

The Comprima V 150 XC and V 180 XC with variable bale chamber allows operators to enter the bale diameter to the operating terminal from the comfort of the tractor cabin. The diameters can be set steplessly from 1.00 m to 1.50 m or to 1.80 m. This way you are set to handle all crops and conditions. Smaller bale sizes are often preferred in grass silage whereas larger bales are more typical in hay and straw. Depending on the crop, the baling density in the core of the bale can be reduced, which is perfect for ventilating hay bales.

Flexible baling

- **The round balers -**
Comprima V 150 XC and V 180 XC
- **The baler wrapper -**
Comprima CV 150 XC
- **Variable -**
producing 1.00-1.80 m diameter bales infinitely variably
- **Affordable -**
straightforward design
- **Sharp -**
the XCut cutting system

Uncompromising stability for great flexibility and continuous use under tough conditions are the distinguishing features of the KRONE Comprima V and CV. They allow operators to set bale diameters steplessly from 1.00 m to 1.80 m to suit different crops, conditions and customer requirements.



The variable combination baler and wrapper Comprima CV

The Comprima CV 150 XC has a powerful double wrapper. The wrapping table forms a deep cradle and has large guide rollers on the sides to ensure the bale is consistently rolled during the wrapping process even when the conditions are more than difficult. The Comprima CV 150 XC table can also be used for unloading the bales in pairs when no wrapping takes place.

Bale transfer

Once the bale is wrapped in the net, the tailgate of the baler opens. At the same time, the wrapping table inclines backwards, unloading the second already film-wrapped bale on the ground via a rubber rack. Now, the front bale is pushed from the transfer table onto the wrapping table by sturdy conveyor bars guided by chains on the right and left sides. As the baler resumes baling, the wrapper starts the wrapping process.

The KRONE bale chambers –

Fixed, semi-variable or variable



The fixed chamber

Comprima F 125 produces fixed 1.25 m diameter bales. This versatile machine goes into silage, hay and straw and stands out for exceptionally light pulling, unmatched throughputs and impressive densities.

The semi-variable bale chamber

The Comprima F and CF 155 operate with a semi-variable bale chamber. They produce 1.25-1.50 m diameter bales of great densities and tidy shapes. The diameter is changed in 5 cm increments. Thanks to their simple and uncluttered build, these balers are particularly easy to service. So less time is spent on attending to the machine, and productivity increases. The bale diameter is set by refitting two pins. The general bale density is also adjustable.

The variable bale chamber

The variable bale chamber of the Comprima V and CV continuously presses bales with a diameter of 1.00 m to 1.50 m or 1.80 m. The bale size can be varied on the terminal at the touch of a button, and the baling pressure are adjusted on the operator terminal and for three different zones. This way, you can adjust the density easily and conveniently to the conditions at hand.





Perfect bales

- **The perfect match –**
The perfect bale chamber for each application
- **Fixed chamber –**
1.25 m diameter bales
- **Semi-variable –**
Six different bale diameters from 1.25 m to 1.50 m
- **Variable –**
producing infinitely variable 1.00-1.50 m bales or 1.80 m diameter bales

Offering a choice of fixed chamber, semi-variable or variable bale chamber, the round balers of the Comprima series are particularly flexible and match all customers' requirements.



The functional principle of the fixed chamber

When first filled, the bale chamber has a slightly "angular" shape. The resulting fulling effect promotes intensive bale compaction already during this phase. As the bale chamber gets more and more full, the track of the slat and belt conveyor changes to "circular"; the bale reaches its final diameter and the set baling density.



The unique semi-variable baling system

Three components are key to this bale chamber: the tensioning rocker, the spring support and the tensioning kinematics. During baling, the top tensioning rocker is pulled down as the bale chamber is filled, making room for the crop inside the bale chamber. Simply insert a bolt for easy limiting the path of the tensioning rocker and thus setting the bale diameter. The spring support combined with the tensioning kinematics provide for optimum baling density in the core as well as in the outer layers of the round bale.



The baling principle on the variable chamber

The variable bale chamber is made up of two slat and belt conveyors. These form the bale as it grows to its preset diameter. Combined with springs and hydraulic cylinders, the double rocker in front and the tensioning arm in the rear generate a baling pressure which increases progressively as the bale diameter is growing. This technology produces an exceptionally high density.

The hitch options and the running gears

Slim, compact and agile

Tractor attachment and chassis

- **Variable** - hitch ring or ball attachment
- **More options** - single or tandem axle
- **Three options** - the tyre sizes

Every day, a Comprima has to deal with fast road travel, uneven ground, yielding grounds, and manoeuvring in narrow spaces. KRONE Comprima models come with an air brake and various tyre options. Perfectly specified to meet all customer requirements, they are available with two different hitch systems, a single or tandem axle.



The hitch ring

Comprima has a standard 40 mm hitch ring for bottom- or top-mount attachment. A notch system adjusts the drawbar quickly to the required attachment height. In addition, three more hitch options are available to suit various needs in specific countries..

The hitch with ball-head attachment

As an alternative, the Comprima can also be equipped with a ball-head attachment 80 in the bottom hitching. This warrants smoothest rides, better manoeuvrability and minimum wear.

The air brake

A compressed air brake system is standard specification on both the single axle and tandem axle models. Machines for export can also be equipped with hydraulic brakes.



The single axle


The single axle is used only with Comprima F and V Plus. It can be fitted with two different flotation tyres. As standard, the tyres are available in size 500/50-17; 500/55-20 can be selected as an option.

The tandem axle

The CF and CV combination baler and wrappers are equipped with a tandem axle as standard. The tandem axle is optionally available for the F and V balers. Compared to single axles, they have a higher load-bearing capacity, run more smoothly and offer better road holding. Thanks to their larger contact area, they protect the soil and leave fewer tracks. The 500/50-17 10 PR tyres are fitted as standard, while the 500/55-20 12 PR tyres are available as an option.

The KRONE EasyFlow pick-up

For clean and consistent rakes



The EasyFlow pick-up


The EasyFlow pick-up offers a 2.15 m work width (DIN 11220) for ultimate work rates. It gathers wide swaths efficiently and feeds the material in an extremely consistent flow to the feed rotor. Thanks to the generous width it is not necessary to travel through very tight turns while the machine is baling. More than that, the pivoting and spring-loaded EasyFlow provides perfect ground contouring even in very rough terrain.

The double tines

The tines are 6 mm thick and have large-diameter coils – two properties that make them particularly resistant and hard-wearing. Spaced at 55 mm, they are arranged on the pick-up in a wave shape. This prevents the simultaneous action of all tines and thus avoids force peaks. In this way, the crop flow is very even over the entire working width, also in case of heavy forage, at slopes and when negotiating curves.

Better off without a cam track

KRONE has good reasons to opt against cam track control for the EasyFlow pick-up tines. Instead of using many moving parts that are prone to wear, KRONE prefers special strippers that ensure the angle and length of the tines is always correct.





Consistent crop flow into the machine

- **Safe –**
6 mm thick double tines with large diameter coils
- **Well-balanced –**
The rows of tines arranged in wave shape clear the field evenly
- **Clean –**
The extra-wide pick-up drum clears the crops off the field completely
- **Simple and effective –**
No cam track means fewer moving parts, less service and maintenance and extremely quiet running

The EasyFlow pick-up pivots sideways and is known as the pick-up that clears the field effectively even in the most difficult conditions and at high work rates. More than that, its rugged build with very few moving parts gives an exceptionally dependable performance.



The crop press roller unit

The crop press roller unit supports the action of the pick-up. It scans the height of the swath and prepares it so that the pick-up can catch it completely. Its height is adjusted easily to adapt to the current crop, the swath volume and ground speed.



The guide wheels

The EasyFlow pick-up is guided by two small side-mounted gauge wheels. The desired working height of the pick-up is set without tools at a perforated bar.

The KRONE feed rotor and the XCut cutting unit

Huge throughputs, smallest chop length



The feed rotor

Its 53 cm diameter makes the KRONE feed rotor with tines in two chevron-style rows a powerful and reliable unit. It furthermore convinces by an extremely even supply of crops to the bale chamber.




The cutting rotor

Featuring three rows of tines and a massive 53 cm diameter, the powerful XCut rotor has the capacity to provide consistent crop flows and precision cuts while spreading the material across the full width of the feed chamber, which is essential for forming firm edges.



The quality of cut

The double tines pull the crops consistently through the blades. The gap between the tines and the blades is extremely small so that not a single stem will pass the blades without cutting. This force-cut is precise and requires little force.






Flexible and versatile

- **Efficient** –
Large bale diameters
- **Quiet running** –
helical tine rows
- **Continuous flow** –
for a consistent crop feed
- **Sharp** –
The best cutting quality

The feed rotor and the cutting rotor of the XCut cutting unit are characterized by high throughput, smooth running and high reliability. Furthermore, XCut stands for excellent cutting quality. All Comprima balers have a drop floor as standard specification.

The driveline

The cutting rotor is powered by oversize spur wheels which cope with the highest possible loads. They provide the rotor with the most dependable drive even in less than uniform swaths.



The feed chamber

Should the feed chamber block up in difficult conditions, the operator simply lowers the blade cassette or the drop floor hydraulically to remove the blockage. If the unit is specified with hydraulic blade group control system, the blades will also be retracted automatically to create more free space and allow the crop to flow again.



The KRONE XCut cutting system

Precision has a name - *KRONE XCut*

The blades


The blades have long, curved cutting edges, which give particularly fuel-efficient cuts as the grass is pulled past them. Their wavy edges cut all forage types precisely and stay sharp longer. All blades in the cassette are identical and interchangeable.

Changing the blades

To remove and replace the blades, lower the blade cassette. To unlock the blades, all springs on the single blade locking device are released in one operation. The blades can be easily removed upwards.

Single blade locking device

The blades are protected from damage by spring locks. In case of contact with a foreign object, each blade individually ducks down and automatically returns to its initial position later on. a system that results in dependable and high-quality cuts.





The blade spacing

Depending on the required length of cut, the blade cassette of the XCut cutting system has a maximum of 17 or 26 blades. When 8, 9 or 17 blades are in working position, the blades are spaced at 128 mm or 64 mm whereas the use of 13 or 26 blades reduces the spacing of the blades to 84 mm or 42 mm.

Manual blade group control


The manual control is a long lever that takes little effort to operate. Retracting half the number of blades doubles the length of cut and retracting all blades terminates all cutting.

The hydraulic blade group control system

The optional hydraulic blade group control system is operated from the tractor seat, hence saving valuable time.

The blade group control system

A machine that features hydraulic blade group control extends and retracts the blades hydraulically into/from cutting position – a particularly reliable way of controlling the blades. This ensures accurate control as they move into and out of the crop flow and is just another detail to optimize the overall performance of the machine.



The KRONE NovoGrip belt-and-slat elevator

One solution *that suits all conditions*

3-YEAR
WARRANTY*
*max. 30,000 bales

Well-shaped bales

- **Sturdy** –
Heavy-duty design
- **Maximum pressures** –
top bale densities
- **Smooth** –
More even and less noisy
- **Light and easy** –
for low input power
- **Saving time** –
no servicing required

The NovoGrip is an endless slat conveyor that is made up of rubber fabric belts that turn the crops into high-density and well-shaped bales. NovoGrip offers ultimate strength and longevity and forms perfect bales from the heaviest silage.



The NovoGrip slat and belt conveyor

Thanks its special design, the NovoGrip belt-and-slat elevator suits all types of crops – straw and hay, wilted material and wet silage, performing reliably in all these conditions and treating the crop gently as the slats mesh with the bale for maximum densities and effective bale roll.

The NovoGrip belts and slats

The robust and endless rubber fabric belts with metal slats achieve unsurpassed baling densities. The system relies on an extremely high tension of the belts that effectively transfers the drive power to the bale. The slat holders mount well protected between the rubber lugs and are bolted in bushes for great durability.

The NovoGrip belts

The core of a NovoGrip belt is made up of tear-resistant layers of plastic and fabric to which two layers of rubber lugs are vulcanized. This particular design accounts for the unique strength, elasticity, and longevity of these belts.



The drive and guide wheels

The NovoGrip slat and belt conveyors are driven and guided via large and wide guide and drive wheels. They guarantee premium strength and lifetime.

The driveline

The sturdy drive chains withstand all loads. Spring-loaded chain tensioners reduce service and maintenance and extend the lifetime of the chains.

The KRONE wrapping system

Visible from the cab, reliable functionality



Fitting the roll

The tying unit, optionally available with LED lighting, is in full view of the operator for perfect visual control of the wrapping process. For inserting the wrapping material, the operator stands in front of the machine. The roll is pushed onto the swivelled-out locating shaft and next moved towards the double wrapping unit. The storage compartment above the shaft stores up to two spare rolls of wrapping material.



The full width

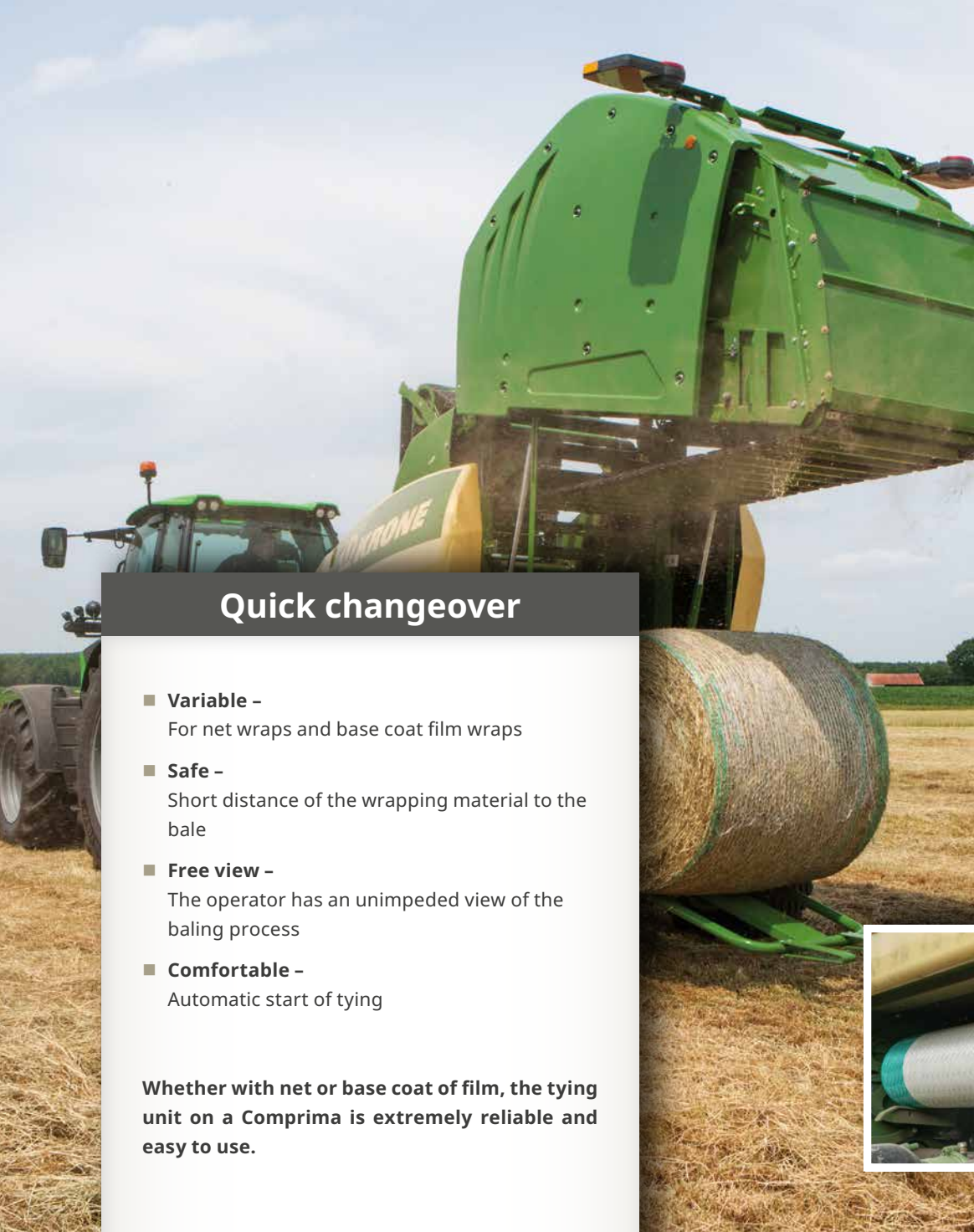
The wrapping unit applies the net or film across the full width of the bale and covers its edges. This method saves time and material. The net or film covers the edges of the bale for effective protection from rain.



The clean cut

The blade cuts the net or film across its full width. After a latch is released, the blade swings into the tensioned wrapping material and applies a clean cut.





Quick changeover

- **Variable –**
For net wraps and base coat film wraps
- **Safe –**
Short distance of the wrapping material to the bale
- **Free view –**
The operator has an unimpeded view of the baling process
- **Comfortable –**
Automatic start of tying

Whether with net or base coat of film, the tying unit on a Comprima is extremely reliable and easy to use.



Net or base coat of film wrapping

The net wrapping is standard specification but you can also opt for base coat of film wrapping. Wrapping bales with the 1.28 m wide self-adhesive wrapping film increases the silage quality because it exerts a greater pressure on the outer layers of the bale, reducing the amount of air trapped in it and making it easier to break up on the feeding floor.

The well-shaped bales

The wrapping material brake and the spreading bracket ensure an effective and full-cover wrapping of the bale.

The KRONE wrapping system

Perfect wraps *for top quality forage*

The wrapping table

The wrapping table on the Comprima forms a deep cradle and has large guide rollers on either side that fix the faces of the bale as it is being rolled or conveyed to the wrapping table – an ideal setup for dependable operation in sloping fields.



Film widths and number of wraps

The wrapper takes 75 cm and 50 cm wide film material. The individual film width is set very easily and the number of wraps (4, 6, 8 or 10) is selected on the operating terminal. No matter which film width you choose, the layers overlap generously. Due to touchless sensors, the integrated film tear detection is particularly reliable.



The film cutters

The film cutters provide extreme functional safety. As the wrapping table starts tipping to unload the bale, the cutters perforate the film that is stretched by the right and left dispensers. The film breaks at these perforations when the bale is dropped to the ground.





Reliable bale transfer

- **Fast –**
Due to the powerful double wrapper
- **Functional –**
Safe bale drive on the bale table
- **Clean film cuts –**
by controlled blades
- **Safe –**
Wide overlapping of the wrap layers

The Comprima wrapper wraps the bales fast and reliably – even in difficult conditions and in sloping fields.



The film compartments

There are two large storage compartments on either side of the machine which store up to 10 spare film rolls, protected from moisture and dust. Optionally, they can be equipped with powerful LED lighting. The film roll holders roll holders fold down for convenient removal and refills.



The rubber mat and the bale turner

The bale cloth is standard specification and protects the film from damage as the bale is placed on the ground. The optional bale turner gently tips the bales on their front. It does not need to be removed if it is not required: simply fold it away close to the wrapping table.




Unloading the bales in pairs

If not used for wrapping, the table can be used for depositing the bales in pairs, which leads to great time savings in clearing the field.

KRONE service and maintenance

Low maintenance highest reliability



The sprockets on the side

The large diameter of the gearwheels ensures particularly gentle deflection of the drive chain. This in combination with the automatic chain tensioner leads to a significant reduction of wear and thus to time and cost savings.



The automatic chain lubricator

A central chain lubrication system with eccentric pump and large reservoir (7 l) reduce the time that is required for service and maintenance. It further enhances the functional safety and economic efficiency of the Comprima. The desired oil feed rate is set at the pump.



The lubrication manifolds

All grease points are grouped into easy-access grease banks, saving time and increasing the operator comfort.



The hydraulic oil filter

For utmost reliability, the hydraulic system on Comprima V, CF and CV is protected by an oil filter with a clogging indicator.



Perfect performance

- **Efficient -**
Best accessibility for easy maintenance
- **Automatic lubrication -**
one lubricator attends to all chains
- **Time-saving -**
Central lubrication manifolds
- **Safe -**
Automatic chain tension

Designed for premium bale productivity and density, the Comprima also convinces by its uncluttered design and exemplary accessibility. These features make it particularly easy to service. Lubrication strips and the automatic chain lubrication system reduce the time that is required for service and maintenance to a minimum.



The KRONE terminals

Clear, intuitive and convenient use

Straightforward operation

- **Take your choice** – our control units suit all needs
- **Convenient** – clear and user-friendly interfaces
- **ISOBUS compatible** – connecting with the tractor terminal
- **Trend-setting** – Optimised operation

KRONE offers a choice of four different terminals that cater for different applications and needs, making the Comprima round balers easier to use and notching up the work rate. All this makes the baler fun to use.

The DS 100 control unit

The DS 100 control unit controls all Comprima solo machine functions from the convenience of the cab. The buttons are grouped for intuitive use without looking so you can focus on the machine.



The DS 500 terminal

The solo machines are operated from the DS 500 terminal. The terminal is very easy to operate thanks to its 5.7" colour display via touchscreen or the twelve function keys and the rotary control.





The CCI 800 and CCI 1200 operator terminals

The CCI 800 and CCI 1200 operating terminals have an 8" or 12" colour display with touch function. display the machine controls and camera footage side by side on the same screen. Both terminals are ISOBUS compatible and therefore universal terminals that are ready for use on other machines as well.



Existing tractor terminals

If the operating terminal on the tractor is ISOBUS compatible, it can log into the on-board electronic system of Comprima. This eliminates an extra terminal which in turn improves all round visibility.



Keep track of things

To improve visibility, KRONE round balers can be optionally equipped with digital cameras. A camera in the bale chamber allows the tying cycle to be monitored, while a second camera at the rear monitors the wrapping process or can be used as a rear-view camera. Changeover is automatic and event-controlled – to ensure maximum control and safety in every application. Can be ideally combined with the CCI terminals or the 7" monitor – to ensure perfect control in every situation.



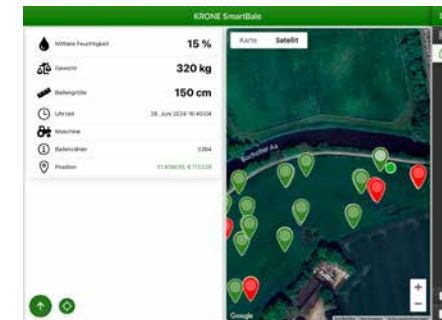
TIM (Tractor Implement Management)

The use of TIM makes the operation of the Comprima even faster and more comfortable. Now, also some of the tractor functions are controlled via the on-board electronics of the Comprima. Once the bale has grown to the desired size, the TIM stops the tractor, starts the tying process and opens and closes the tailgate.



KRONE SmartConnect KSC – the telematics unit

The KRONE SmartConnect telematics unit is the hardware element of the KRONE data management system. No matter whether you prefer the Agrirouter, KRONE SmartTelematics or simply E-Solutions software licences – KRONE SmartConnect with a multi-network SIM card is the easiest way to make a connection, because it logs automatically into the network that offers best reception at the site.



KRONE SmartBale app

KRONE SmartBale displays all deposited round and square bales on a bale map. Depending on the baler equipment, the SmartBale app provides additional information such as moisture, weight, dimensions and whether the crops have been cut. Moist bales are colour-coded so that they can be easily identified and stored separately.

The KRONE net and film wraps

Take on any challenge



KRONE excellent Edge X-tra

The tried-and-tested KRONE excellent Edge X-tra is ideal for any crops and any round baler and covers the bale slightly beyond its edges. These perfect spreading properties protect your valuable crops and ensure optimum results.



KRONE excellent StrongEdge²

This is the extra strong net among the KRONE net wrap products. With two warp threads combined into one thread, this net offers an enormous resistance to tearing, larger meshing and excellent UV-stability – properties that make it particularly suitable for use in hot and sunny regions and for gathering coarse crops.



KRONE excellent SmartEdge²

To be able to offer a good alternative to customers which have simple product requirements, a "smart" version of our proven high-end net wraps excellent Edge X-tra has been developed – the KRONE excellent SmartEdge². This is a net wrap with a good cost-benefit ratio which, at a reasonable price, far exceeds basic quality requirements and achieves good results at any time.



Your KRONE films and nets are available from your KRONE dealer – simply scan the QR code!



The KRONE excellent Slide wrapping film

The KRONE excellent Slide wrapping film has seven layers and a thickness of 25 µm. is a high-quality product that offers the best possible silage results and highest forage quality.



KRONE excellent Slide Extra

Thanks to a special manufacturing technique, KRONE excellent Slide Extra has a particularly high oxygen barrier at a thickness of 20µm. The big advantage is the length of the material: Each roll is 2,000m long. This means that the roll is 500m longer than the KRONE excellent Slide with a width of 750mm. This means: more bales per roll. Slide Extra is the best combination for round bales with previous film wrapping.



The KRONE excellent Slide Smart film wrap

This film wrap is a very cost-effective, 5-layer film that offers all the good wrapping features. This wrap is used by KRONE customers around the world who operate their machines in normal conditions.



The KRONE excellent RoundWrap peripheral film

The KRONE excellent RoundWrap peripheral film is used instead of net wrap. The peripheral film completely covers the bales over the edges, holds them together dimensionally stable thanks to its excellent adhesive properties, thereby increasing the silage quality.



Quality you can depend on

- **Always the correct wrap** – genuine KRONE net and film wraps
- **High-quality** – Sturdy, tear- and puncture-proof
- **Matching** – Proper quality for all harvesting conditions
- **Peace of mind** – perfect bales for perfect harvest results

The KRONE excellent bale packaging – rely on the genuine product. There are many reasons to opt for genuine net wraps and silage films. Genuine wraps reduce the costs per bales substantially, protect your valuable crop and lead to higher-quality forage. KRONE excellent bale packaging pays dividends.

Technical data

KRONE Comprima



Comprima with fixed chamber

Round balers

				F 125	F 125 XC
Bale size (diameter x width)		Approx. m		1.25 x 1.20 (4'1" x 3'11")	1.25 x 1.20 (4'1" x 3'11")
XCut cutting rotor	17 blades for minimum lengths of chop	approx. mm		-	64 series
	26 blades for minimum lengths of chop	approx. mm			42 series
Machine dimensions (l by w* by h**)		Approx. m		4.70 x 2.61 x 2.65 (15'5" x 8'7" x 8'8")	4.70 x 2.61 x 2.65 (15'5" x 8'7" x 8'8")
Tractor power***		Approx. kW/hp		48/65	48/65
Hitching	Hitch ring 40			Standard	Standard
	Ball-head attachment 80			Option	Option
Pick-up work width****		Approx. m		2.15 (7'1")	2.15 (7'1")
Wrapping system	Net wrapping			Standard	Standard
	Chamber film wrapping			Option	Option
Axles	Single axle (unbraked)			Standard	Standard
	Single axle, compressed air brake			Option	-
	Tandem axle (unbraked)			-	-
	Tandem axle, compressed air brake			-	Option
Tyres	500/50-17 10 PR			Standard	Standard
	500/55-20 12 PR			-	Option
	500/60 R 22.5			-	Option
	600/50 R 22.5			-	Option
Operator terminals	DS 100			Option	Option
	DS 500			Option	Option
	CCI 800			Option	Option
	CCI 1200			Option	Option
No. of control units required				2 sa	2 sa
Optional accessories				Operating terminals, various KRONE ISOBUS components, camera systems, hydr. support jack, LED working lights, moisture sensor	Bale ejector, operating terminals, various KRONE ISOBUS components, camera systems, hydr. support jack, hydr. blade group control system, LED working lights, moisture sensor



Comprima with semi-variable bale chamber

		Round balers			Combination baler and wrapper
		F 155	F 155 XC	CF 155 XC	
Bale size (diameter x width) (in steps of 5 mm)	Approx. m	1.25 - 1.50* x 1.20 (4'1" - 4'11" x 3'11")	1.25 - 1.50* x 1.20 (4'1" - 4'11" x 3'11")	1.25 - 1.50* x 1.20 (4'1" - 4'11" x 3'11")	
XCut cutting rotor	17 blades for minimum lengths of chop	approx. mm	--	64 series	64 series
	26 blades for minimum lengths of chop	approx. mm		42 series	42 series
Machine dimensions (l by w* by h**)	Approx. m	4.70 x 2.61 x 3.15 (15'5" x 8'7" x 10'4")	4.70 x 2.61 x 3.15 (15'5" x 8'7" x 10'4")	6.57 x 2.96 x 3.41 (21'7" x 9'9" x 11'2")	
Tractor power***	Approx. kW/hp	51/70	51/70	74/100	
Hitching	Hitch ring 40		Standard	Standard	Standard
	Ball-head attachment 80		Option	Option	Option
Pick-up work width****	Approx. m	2.15 (7'1")	2.15 (7'1")	2.15 (7'1")	
Wrapping system	Net wrapping		Standard	Standard	Standard
	Chamber film wrapping		Option	Option	Option
Axles	Single axle (unbraked)		Standard	-	-
	Single axle, compressed air brake		Option	Standard	-
	Tandem axle (unbraked)		-	-	-
	Tandem axle, compressed air brake		Option	Option	Standard
Tyres	500/50-17 10 PR		Standard	Standard	Standard
	500/55-20 12 PR		-	Option	Option
	500/60 R 22.5		Option	Option	-
	600/50 R 22.5		Option	Option	-
Operator terminals	DS 100		Option	Option	-
	DS 500		Option	Option	Option
	CCI 800		Option	Option	Option
	CCI 1200		Option	Option	Option
No. of control units required		2 sa	2 sa	1 sa	
Optional accessories		Bale ejector, operating terminals, various KRONE ISOBUS components, camera systems, hydr. support jack, LED working lights, moisture sensor	Bale ejector, operating terminals, various KRONE ISOBUS components, camera systems, hydr. support jack, hydr. blade group control system, LED working lights, moisture sensor	Terminals, various KRONE ISOBUS components, camera systems, hydr. stand, wheeled bale turner, hydr. blade group control, LED work lights, moisture sensor	

Technical data

KRONE Comprima



Comprima with variable bale chamber

Round balers

V 150

V 150 XC

		Approx. m	1.00 - 1.50* x 1.20 (3'3" - 4'11" x 3'11")	1.00 - 1.50* x 1.20 (3'3" - 4'11" x 3'11")
Bale size (diameter x width) (*stepless)				
XCut cutting rotor	17 blades for minimum lengths of chop	approx. mm	-	64 series
	26 blades for minimum lengths of chop	approx. mm	-	42 series
Machine dimensions (l by w* by h**)		Approx. m	4.99 x 2.61 x 2.99 (16'5" x 8'7" x 9'10")	4.99 x 2.61 x 2.99 (16'5" x 8'7" x 9'10")
Tractor power***		approx. kW/hp	51/70	51/70
Hitching	Hitch ring 40		Standard	Standard
	80 hitch ball		Option	Option
Pick-up work width****		Approx. m	2.15 (7'1")	2.15 (7'1")
Wrapping system	Net		Standard	Standard
	Chamber film wrapping		Option	Option
Axles	Single axle, compressed air brake		Standard	Standard
	Tandem axle, compressed air brake		Option	Option
Tyres	500/50-17 10 PR		Standard	Standard
	500/50-17 12 PR		-	-
	500/55-20 12 PR		Option	Option
	500/60 R 22.5		Option	Option
	600/50 R 22.5		Option	Option
Operator terminals	DS 100		Option	Option
	DS 500		Option	Option
	CCI 800		Option	Option
	CCI 1200		Option	Option
No. of control units required			2 sa, free return line	2 sa, free return line
Optional accessories			Bale ejector, operating terminals, various KRONE ISOBUS components, camera systems, electronic baling pressure adjustment, hydr. support jack, floor conveyor stop, LED working lights, moisture sensor	Bale ejector, operating terminals, various KRONE ISOBUS components, camera systems, electronic baling pressure adjustment, hydr. support jack, floor conveyor stop, hydr. blade group control system, LED working lights, moisture sensor




Comprima with variable bale chamber
Combination baler and wrapper

CV 150 XC

Round balers

V 180 XC

Bale size (diameter x width) ('stepless)		Approx. m	1.00 - 1.50 x 1.20 (3'3" - 4'11" x 3'11")	1.00 - 1.80 x 1.20 (3'3" - 4'11" x 3'11")
XCut cutting rotor	17 blades for minimum lengths of chop	approx. mm	64 series	64 series
	26 blades for minimum lengths of chop	approx. mm	42 series	42 series
Machine dimensions (l by w* by h**)		Approx. m	7.24 x 2.96 x 3.08 (23'9" x 9'9" x 10'1")	5.29 x 2.61 x 3.15 (17'4" x 8'7" x 10'4")
Tractor power***		approx. kW/hp	74/100	59/80
Hitching	Hitch ring 40		Standard	Standard
	80 hitch ball		Option	Option
Pick-up work width****		Approx. m	2.15 (7'1")	2.15 (7'1")
Wrapping system	Net		Standard	Standard
	Chamber film wrapping		-	Option
Axles	Single axle, compressed air brake		-	Standard
	Tandem axle, compressed air brake		Standard	Option
Tyres	500/50-17 10 PR		Standard	Standard
	500/50-17 12 PR		-	-
	500/55-20 12 PR		Option	Option
	500/60 R 22.5		-	Option
	600/50 R 22.5		-	Option
Operator terminals	DS 100		-	Option
	DS 500		Option	Option
	CCI 800		Option	Option
	CCI 1200		Option	Option
No. of control units required			1 sa	2 sa, free return line
Optional accessories			Terminals, various KRONE ISOBUS components, camera systems, electrical baling pressure control, hydr. stand, wheeled bale turner, hydr. blade group control, LED work lights, moisture sensor	Bale ejector, operating terminals, various KRONE ISOBUS components, camera systems, electronic baling pressure adjustment, hydr. support jack, floor conveyor stop, hydr. blade group control system, LED working lights, moisture sensor

** depending on tyres fitted. *** Depending on the crop being harvested, the level of specification and conditions. **** 5 tine rows.

All specifications, weights and dimensions do not necessarily comply with standard specifications and are therefore not binding. All product specifications are subject to change.



Maschinenfabrik Bernard KRONE GmbH & Co. KG
Heinrich-Krone-Straße 10
D-48480 Spelle
Phone: +49 (0) 5977 935-0
info.ldm@krone.de | www.krone-agriculture.com

Your KRONE dealer