

Comprima Plus



EN

SOLO BALERS AND COMBINATION BALER AND WRAPPER



Comprima Plus

Solo balers and combination baler and wrappers



Semi or fully variable bale chamber

Page 4-7

Camless EasyFlow pick-up with w-line tines

for less wear and effective gathering

Page 8

The Hardox cutting rotor

530 mm diameter for maximum throughputs

Page 10

The precision cutting system

delivers a smooth and precise cut

Page 12

Reinforced NovoGrip slat and belt conveyor

for perfect bale roll and densities in any crop

Page 14

Easy and fast servicing

thanks to central lubrication

Page 22


Wrapping unit - up to 36rpm

for maximum efficiency

Page 18

Net wrap or peripheral film wrap

Page 16



*KRONE Comprima Plus
– The all-round baler*

Comprima Plus balers from KRONE feature extra-strong components that empower the machines to combat the most extreme conditions in non-stop operation – at long lives.

The Comprima Plus

With semi-variable bale chamber



The semi-variable Comprima F 155 Plus

The Comprima F 155 XC Plus model produces 1.25-1.50 m diameter bales. Operators simply set the required diameter in 5 cm increments on an easy-to-use system. The semi-variable bale chamber produces a softer and very small core – also in large-diameter bales. This gives the bales a great density, helps them retain their shape and makes them heavier.

How the system works

Three components are key to the semi-variable bale chamber: the tensioning arm, the suspension strut and the tensioning kinematics. The top tensioning arm is pulled down and as it does so, it increases the available space inside the chamber and allows more material to enter. Simply insert a bolt for easy limiting the path of the tensioning rocker and thus setting the bale diameter.



Robust and powerful

- **The round baler –**
Comprima F 155 XC Plus
- **The baler wrapper –**
Comprima CF 155 XC Plus
- **Flexible –**
choice of six bale sizes and 1.25-1.50 m diameters
- **Affordable –**
Simple design

The Comprima F and CF Plus from KRONE are fixed chamber balers with semi-variable bale chambers. These machines produce high-density and well-shaped bales of six different diameters. Built from heavy-duty components they are extremely solid and sturdy. They are also very cost-effective and exceptionally easy to operate and service – thanks to their uncluttered build and design.



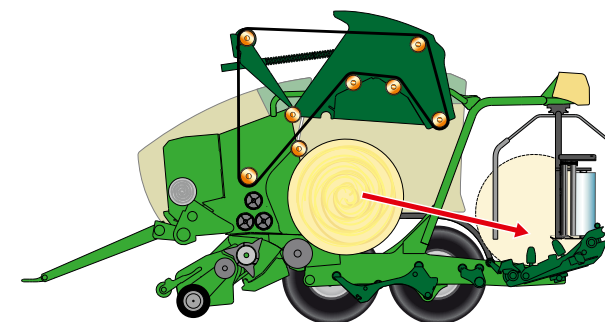
**The semi-variable combination baler wrapper
Comprima CF 155 Plus**

The combination baler wrapper Comprima CF 155 XC X-treme has all the features of the Comprima F X-treme plus a powerful wrapper with twin-arms which orbit at 36 rpm. The wrapping table forms a deep cradle and has big bobbins on the sides that ensure the bale is effectively rolled during the wrapping cycle even when the conditions are more than difficult. The table can also be used for depositing the bales in pairs.



Reliable bale transfer

After the bale chamber opens the bale is transferred to the wrapping table by a lever. Activated only after the gauge roller senses a high weight, this lever transfers the bale safely to the wrapping table.



The Comprima Plus

With variable bale chamber




The variable Comprima V 150 Plus

The Comprima V 150 XC Plus with variable bale chamber allows operators to enter the required bale diameter to the operator terminal from the comfort of the seat. The diameters can be set steplessly from 1.00 m to 1.50 m which gives users greater flexibility. Smaller bale sizes are often preferred in silage whereas larger bales are more typical in hay and straw.



The elevator tensioner

The bale diameter is measured by an angle sensor on the tensioning arm and the information is fed to the operator terminal so you can change the setting from the cab. The increasing pressure on the elevator ensures a uniform density.






Versatile balers

- **The round baler –**
Comprima V 150 XC Plus
- **The baler wrapper –**
Comprima CV 150 XC Plus
- **Variable –**
Producing 1.00-1.50 m diameter bales infinitely variably
- **Convenient –**
adjust the baling pressure electrically from the cab

Uncompromised stability is the key landmark feature of KRONE Comprima V und CV Plus. These machines are designed to successfully combat the most extreme conditions in non-stop operation. Bale diameters are steplessly set from 1 m to 1.5 m and the pressure is changed electrically from the cab for convenient adjustment to different crops and conditions.



Setting the soft core

Enter the core density and the density of the inner and outer layers on the operator terminal and the machine produces bales to individual customer requirements and applications. Maximum density, for example, is typically used for long-distance haulage whereas a soft core is preferred in drying applications.

The variable combination baler wrapper Comprima CV 150 XC Plus

The Comprima CV 150 XC Plus has a powerful double wrapper orbiting at up to 36 rpm. The wrapping table forms a deep cradle and has large guide rollers on the sides to ensure the bale is consistently rolled during the wrapping process even when the conditions are more than difficult.

Effective and reliable

The operator simply enters the pressure, the diameter, and the number of film and net wraps. Once this is done, the combination will go about its business fully automatically. The bale is transferred to the wrapping table by a lever – the bale lifter.

The KRONE EasyFlow pick-up

For clean and consistent rakes

Consistent gathering

- **Reliable and effective** –
6 mm double tines arranged in a W-line and large-diameter coils
- **A clean rake** –
extra wide pick-up for thorough, consistent and clean rakes
- **Simple and effective** –
no cam track means fewer moving parts, less service and maintenance and extremely quiet running

The EasyFlow pick-up pivots sideways and is known as the pick-up that clears the field effectively even in the most difficult conditions and at high work rates. More than that, its rugged build with very few moving parts gives an exceptionally dependable performance.



The EasyFlow pick-up

The EasyFlow pick-up offers a 2.15 m work width for ultimate work rates. Its double tines are arranged in a W-line to reliably pick up even the widest swaths and feed the material in an extremely consistent flow to the rotor cutter. Thanks to the generous width it is not necessary to travel through very tight turns while the machine is baling. More than that, the pivoting and spring-loaded EasyFlow provides perfect ground contouring even in very rough terrain.

Better off without a cam track

KRONE has good reasons to opt against cam track control for the EasyFlow pick-up tines. Instead of using many moving parts that are prone to wear, KRONE prefers special strippers that ensure the angle and length of the tines is always correct.

Double tines in W-lines

The tines are 6 mm thick and have large-diameter coils – two properties that make them particularly resistant and hard-wearing. Arranged in five helical rows on the EasyFlow rotor and spaced at narrow 55 mm, they allow EasyFlow to pick up even short and heavy crops without losses.





The crop press roller unit

The crop press roller supports the work of the pick-up by detecting the size of the swath and preparing it for effective gathering. Its height is adjusted easily to adapt to the swath volume and ground speed.



The guide wheels

The EasyFlow pick-up is guided by two small side-mounted gauge wheels. Its height is changed by refitting a pin in a hole pattern. The guide wheels are castoring and can pivot flexibly for The working height of the pick-up is set without tools in a hole pattern.

The KRONE XCut system

High throughputs, *short chop lengths*



The feed chamber

Should the feed chamber block up in difficult conditions, the operator simply lowers and raises the blade cassette hydraulically to remove the blockage. If the unit is specified with hydraulic blade group control, the blades will also be retracted automatically to clear the chamber and allow the crop to flow again.



The cutting rotor

Featuring three helical rows of tines and a massive 53cm diameter, the powerful XCut rotor has the capacity to provide consistent crop flows and precision cuts while spreading the material across the full width of the feed chamber, which is essential for forming firm edges. The rotor is made from hard tempered material (Hardox steel) for extra longevity.

Flexible and versatile

- **Efficient** - Large diameter
- **Quiet running** - helical tine rows
- **Sharp** - Best cutting quality
- **Flexible** - 17 or 26 blades
- **Robust** - hard-wearing rotor

The XCut cutting system comprises the feed rotor and the blade cassette for superior crop feeds, quiet running and exceptional cutting quality. The components in the blade cassette are also made from hard-wearing materials to match the Hardox steel rotor cutter.



The driveline

The cutting rotor is powered by oversize spur wheels which cope with the highest possible loads. They provide the rotor with the most dependable drive even in less than uniform swaths.

The quality of cut

The double tines pull the crops consistently through the blades. The gap between the tines and the blades is extremely small so that not a single haulm will pass the blades without cutting. This force-cut is precise and requires little force.

The blade spacing

Depending on the required length of cut, the blade cassette of the XCut cutting system has a maximum of 17 or 26 blades. When 8, 9 or 17 blades are in working position, the nominal chop length is 128 mm or 64 mm whereas the use of 13 or 26 blades reduces the chop length to 84 mm or 42 mm.



The KRONE XCut cutting system

Precision has a name - *KRONE XCut*

The blades

The blades have long, curved cutting edges, which give particularly fuel-efficient cuts as the grass is pulled past them. Their wavy edges cut all forage types precisely and stay sharp longer. All blades in the cassette are identical and interchangeable.

Changing the blades

To fit or remove the blades, simply lower the blade cassette. To unlock the blades, all springs on the single blade locking device are released in one operation, and remove the blades conveniently from above.


Individual blade protection

The blades are protected from damage by spring locks. break back when hitting an object and then resume their working position automatically after the object has passed, a system that results in dependable and high-quality cuts.





Standard feature: manual blade group control
The standard manual control is a long lever that takes little effort to operate. This way you can quickly adjust the number of blades to varying conditions and customer needs.



Optional feature: hydraulic blade group control
The hydraulic blade group control system is an option and the system is operated from the convenience of the cab, hence saving valuable time.



The blade group control system
Machines featuring the hydraulic blade group control system extend and retract the blades hydraulically with appropriate control and precision. This ensures accurate control as they move into and out of the crop flow and is just another detail to optimize the overall performance of the machine.

The KRONE NovoGrip belt-and-slat elevator

One solution *for all types of conditions*

**3-YEAR
WARRANTY***
*max. 30,000 bales

Well-shaped bales

- **Strong and powerful** – the heavy-duty design
- **Maximum pressures** – top bale densities
- **Quiet running** – smoothest operation
- **Light and easy** – for low input power
- **Saving time** – no servicing required

NovoGrip is an endless belt-and-slat elevator that is made up of rubber fabric belts and horizontal metal slats that form high-density and well-shaped bales. All Comprima Plus models have extra strong NovoGrip components. NovoGrip offers ultimate strength and longevity and forms perfect bales from the heaviest silage.



The NovoGrip slat and belt conveyor

Thanks its special design, the NovoGrip belt-and-slat elevator suits all types of crops – straw and hay, wilted material and wet silage, performing reliably in all these conditions and treating the crop gently as the slats mesh with the bale for maximum densities and effective bale roll.

The NovoGrip belts and slats

The robust and endless rubber fabric belts with metal slats achieve unsurpassed baling densities. The system relies on an extremely high tension of the belts that effectively transfers the drive power to the bale. The slat holders mount well protected between the rubber lugs and are bolted in bushes for great durability.

The NovoGrip belts

The core of a NovoGrip belt is made up of tear-resistant layers of plastic and fabric to which two layers of rubber lugs are vulcanized. This particular design accounts for the unique strength, elasticity, and longevity of these belts.





The drive and guide wheels

The NovoGrip slat and belt conveyors are driven and guided via large and wide guide and drive wheels, which ensure the belt copes with the highest loads and is extremely durable. The belt-and-slat elevator at the front has even two drives so the variable bale chamber is able to handle the most difficult conditions.

The driveline

The strong 1½-inch chains withstand any strain. Spring-loaded chain tensioners and auto lubrication and greasing reduce service and maintenance and extend chain life. Controlled by a flow meter, the chain oil is applied at just the proper rate.

The KRONE wrapping system

Visible from the cab, reliable functionality




Net and peripheral film wrapping

The net wrapping is standard specification but you can also opt for base coat of film wrapping. This type of stretch film, which runs 1.28 m wide and is adhesive on one side, increases the quality of silage bales, because it exerts a greater pressure on the outer layers of the bale, reducing the amount of air trapped in it and making it easier to break up on the feeding floor.

Fitting the roll

The wrapping unit is at the front end of the machine for perfect visual control of the wrapping process. For inserting the wrapping material, the operator stands in front of the machine. The roll is pushed onto the swivelled-out locating shaft and next moved towards the tying unit. The storage compartment above the shaft stores up to two spare rolls of wrapping material.





Quick changeover

- **Versatile and flexible** – applying net and peripheral film
- **Safe** – Short distance of the wrapping material to the bale
- **Free view** – The operator has an unimpeded view of the baling process
- **Comfortable** – Automatic start of tying

The net / film wrapping system on a Comprima Plus is extremely reliable and easy to use.



The full width

The tying unit always applies the net or film across the full width of the bale and covers its edges, saving time and resources. The net or film covers the edges of the bale for effective protection from rain.



The clean cut

After the net or film is applied, the knife cuts the material automatically and across the full width.



The well-shaped bales

The wrapping material brake and the spreading bracket ensure an effective and full-cover wrapping of the bale.

The KRONE wrapping system

Perfect wraps *for top quality forage*



The wrapping table and the bale weighing system


The table on the Comprima Plus wrapper forms a deep cradle and has big bobbins on either side that fix the faces of the bale as it is being rolled – an ideal setup for dependable operation in sloping fields. A bale weighing system can be integrated in the table as an option. The system logs the individual and total bale weights and displays the readings on the in-cab screen.

Bale transfer

After the bale is finished, the bale chamber opens and the bale rolls on the gauge roller. As this senses the weight, it triggers the bale lifter which transfers the bale safely to the wrapping table. The system ensures a reliable bale transfer also on slopes.

The wrapping unit

The wrapper has powerful twin dispensers to match the high output rates of Comprima Plus. Orbiting at 36rpm, the high-performance dispensers finish the wrapping cycle in no time at all.





Reliable bale transfer

- **Fast –**
Due to the powerful double wrapper
- **Dependable & reliable –**
effective bale roll on the table
- **Clean film cuts –**
by controlled blades
- **Tidy wraps –**
generous overlap
- **High efficiency –**
load sensing hydraulics for swift cycles

The Comprima Plus wrapper wraps the bales fast and reliably – even in difficult conditions and in sloping fields. The entire wrapping cycle is fully automated.



Film widths and number of wraps

The wrapper takes 75 cm wide film material and the number of wraps (4, 6, 8 or 10) is selected on the operating terminal.



Useful switch

This switch on the step of the wrapper opens the holder so you can conveniently apply the film in the scissors.



Film dispenser and film-break detector

The dispenser stretches the film to a 50% or 70% pre-stretch, depending on the gearwheel pairing of the drive. This ensures the bale density is maintained and the film is used efficiently. The dispenser has integrated film break detection relying on sensors that detect magnetic fields. When the system detects a film break, it shuts off the defective roll and wrapping continues with only the other dispenser in action.

The KRONE wrapping system

Perfect wraps *for top quality forage*




The film compartments

There are two large film roll compartments on either side of the machine which store up to 12 spare rolls of film, protecting them from rain and dust. Powerful LED lights are also available as an option in this area. The film roll holders fold down for convenient removal and refills.

The film cutters

The film cutters provide extreme functional safety. You cut the film with the scissors. This direct way of cutting eliminates loose film ends.





Load Sensing

Comprima Plus models are operated by the tractor's load sensing hydraulics, which become more and more common as tractor powers increase. As a result, the bale transfer and wrapping cycles are extremely fast.

The rubber mat and the bale turner

The rubber mat is standard specification and protects the film from damage as it is placed on the ground. Equipped with a roll, the optional bale turner turns the bale gently on its face. It does not need to be removed if it is not required: simply fold it away close to the wrapping table.

Unloading the bales in pairs

If not used for wrapping, the table can be used for depositing the bales in pairs, which leads to great time savings in clearing the field.



KRONE service and maintenance

Low maintenance – *highest reliability*



The sprockets on the side

The sprockets have large diameters to minimize the strain on the chain. This in combination with the automatic chain tensioner leads to a significant reduction of wear and thus to time and cost savings.



Active chain lubrication

A central chain lubricator with piston pump and a large 7l reservoir reduce the time spent on servicing the machine to a minimum and makes Comprima Plus an even more reliable and cost-effective machine. Controlled by a flow meter, the chain oil is applied at just the proper rate.



Here, you are in full control.

The side panels open wide offering easy access to all drives, components and assemblies. Servicing the machine is fast and safe also at night, thanks to the LED lights under the side panels. Furthermore, LED lights around the chamber net/film unit make working at night also as easy as during the day.

Perfect performance

- **Convenient and safe** – easy access to all service points
- **Automatic lubrication** – one lubricator attends to all chains and bearings
- **Reliable and on time** – automatic chain tensioning

Designed to deliver highest densities and outputs, Comprima Plus offers even more. Thanks to its uncluttered design and exemplary accessibility these features make it particularly easy to service. Active chain lubrication and auto lubrication are standard features that minimize the time spent on servicing the machine.





The bearings

Comprima Plus has heavy-duty spherical roller bearings with enhanced sealing. The bearings are auto lubricated for long service life.



The auto lubricator

Auto lubricators are a standard feature on Comprima Plus. Grouped in a bank, all lubrication feed lines are automatically supplied from the central grease reservoir and apply the grease on demand to the individual points. The system makes sure all nipples get the necessary attention, including those that are difficult to get at - a detail that helps eliminate potential downtime. The auto lubricator minimizes the time you spend on servicing the machine, boosts your productivity, reliability and machine life.

Tractor attachment and running gear

Slim and agile



The hitch ring

Comprima Plus has a standard 40 mm hitch ring for bottom- or top-mount attachment. A notch system adjusts the drawbar quickly to the required attachment height. In addition to this, there is a choice of three further hitch options that meet specific needs in specific countries.




The ball hitch

There is also an 80 ball hitch available for Comprima Plus for bottom attachment. This warrants smoothest rides, better manoeuvrability and minimum wear.



The air brake

A compressed air brake system is standard specification on both the single axle and tandem axle models. Machines for export can also be equipped with hydraulic brakes.





Superior operator comfort

- **Variable** - hitch ring or ball attachment
- **More options** - single or tandem axle
- **Three options** - the tyre sizes

Comprima Plus is the right machine for quick travel between fields, for undulating and boggy fields and easy shunting in tight space. KRONE Comprima Plus models are perfectly specified to meet all customer requirements. Choose between two different hitch systems, a single or tandem axle and a hydraulic or air brake.

The single axle

The single axle is used only with Comprima F and V Plus. It can be fitted with two different flotation tyres. As standard, the tyres are available in size 500/50-17; 500/55-20 can be selected as an option.



The tandem axle

A tandem axle is standard specification on the CF and CV combination baler and wrappers and an option on the F and V models. Tandem axles offer greater tongue loads, smoother rides and better road stability. As they offer a larger contact area, they also reduce rutting and protect the soil. There are two different tyre sizes to choose from - 500/60 R 22.5 and 600/50 R 22.5.



The KRONE terminals

Clear, intuitive *and convenient* use

Straightforward operation

- **Take your choice** – our control units suit all needs
- **Convenient** – clear and user-friendly interfaces
- **ISOBUS compatible** – connecting with the tractor terminal
- **High technology** – the baler controls the tractor

The KRONE Comfort electronic system brings fun to the field, making the Comprima Plus round balers easier to use and notching up the work rate. KRONE offers a choice of three different terminals that cater for two different applications and needs.



The DS 500 terminal

The DS 500 operator terminal with 5.7inch colour screen is a standard feature. The unit allows operators to retrieve and set the bale diameter and the number of wraps and also start the tying cycle – either from the touch screen or from twelve function keys. The unit also features two bale counters, one hour counter plus a sensor and actuator error diagnosing feature.

The CCI 800 and CCI 1200 operator terminals

The CCI 800 and CCI 1200 operator terminals are equipped with large 8" or 12" colour displays with touch function which display the machine controls and camera footage side by side on the same screen. Both terminals are ISOBUS compatible and therefore universal terminals that are ready for use on other machines as well.

Existing tractor terminals

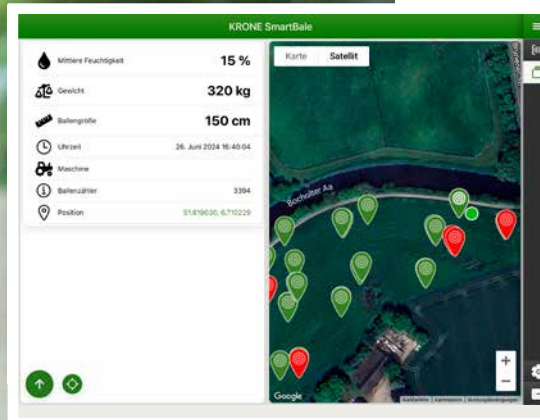
If the terminal on the tractor is ISOBUS compatible, it can log into the on-board electronic system of Comprima Plus. There is no need for another extra terminal – a great boon for the user.



NEW

KRONE SmartBale app

KRONE SmartBale displays all deposited round and square bales on a bale map. Depending on the baler equipment, the SmartBale app provides additional information such as moisture, weight, dimensions and whether the crops have been cut. Moist bales are colour-coded so that they can be easily identified and stored separately.



The baler manages the tractor

TIM (Tractor Implement Management) allows your machine to communicate with the tractor and control it. At this point the tractor is halted automatically too. After chamber film or net has been applied, the rear door opens, the bale is ejected and the door closes again. All the operator needs to do for starting the next cycle is pull off the tractor. TIM reduces operator fatigue, downtime, fuel consumption and leads to more uniform bales and boosts your productivity. The combination baler wrappers have TIM as standard the solo machines as an optional feature.



The KRONE net and film wraps

Take on any challenge



KRONE excellent Edge X-tra

The tried-and-tested KRONE excellent Edge X-tra is ideal for any crops and any round baler and covers the bale slightly beyond its edges. These perfect spreading properties protect your valuable crops and ensure optimum results.

KRONE excellent StrongEdge

This is the extra strong net among the KRONE net wrap products. With two warp threads combined into one thread, this net offers an enormous resistance to tearing, larger meshing and excellent UV-stability – properties that make it particularly suitable for use in hot and sunny regions and for gathering coarse crops.



KRONE excellent SmartEdge²

To be able to offer a good alternative to customers which have simple product requirements, a "smart" version of our proven high-end net wraps excellent Edge X-tra has been developed – the KRONE excellent SmartEdge². This is a net wrap with a good cost-benefit ratio which, at a reasonable price, far exceeds basic quality requirements and achieves good results at any time.



The KRONE excellent Slide wrapping film

The KRONE excellent Slide film with five layers and a 25µm thickness is a high-quality product that offers the best possible silage results and highest forage quality.



The KRONE excellent Slide Extra wrapping film

Manufactured to a specific technology, KRONE excellent Slide Extra offers a particularly high oxygen barrier and a thickness of just 20 µm. This adds 500 m to each roll of film and cuts down the number of stops for replacement.



The KRONE excellent Slide Smart film wrap

This film wrap is a very cost-effective, 5-layer film that offers all the good wrapping features. This wrap is used by KRONE customers around the world who operate their machines in normal conditions.



The KRONE excellent RoundWrap peripheral film

The KRONE excellent RoundWrap peripheral film is used instead of net wrap. The 5-layer film covers the bale over the edges and maintains the bale shape thanks of its excellent adhesive quality and so adds even more quality to your silage.



Quality you can depend on

- **Always the correct wrap** – genuine KRONE net and film wraps
- **High-quality material** – resistant to tear and puncture
- **Matching** – Proper quality for all harvesting conditions
- **Peace of mind** – perfect bales for perfect harvest results

The KRONE excellent bale packaging – rely on the genuine product. There are many reasons to opt for genuine net wraps and silage films. Genuine wraps reduce the costs per bales substantially, protect your valuable crop and lead to higher-quality forage. KRONE excellent crop packaging pays dividends.

Technical data

KRONE Comprima Plus



Comprima Plus round balers				
		with semi-variable bale chamber	with variable bale chamber	
		F 155 XC Plus	V 150 XC Plus	
Bale size (Ø x width) (*in 5 cm increments, **stepless)		Approx. m	1.25 - 1.50* x 1.20 (4'1" - 4'11" x 3'11")	1.00 - 1.50** x 1.20 (3'3" - 4'11" x 3'11")
XCut rotor cutter	nominal chop length (17 blades)	approx. mm	64 (2.5") (Standard)	64 (2.5") (Standard)
	nominal chop length (26 blades)	approx. mm	42 (1.6") (Option)	42 (1.6") (Option)
Machine dimensions (l by w*** by h****)		approx. m	4.70x2.61x3.15 (15'5" x 8'7" x 10'4")	4.99x2.61x2.99 (16'5" x 8'7" x 9'10")
Tractor power****		Approx. kW/hp	51/70	51/70
Tractor attachment	40 mm hitch ring		Standard	Standard
	80 hitch ball		Option	Option
Pick-up work width*****		Approx. m	2.15 (7'1")	2.15 (7'1")
Wrapping system	Net		Standard	Standard
	Net and film		Option	Option
Axles	Single axle with compressed air brake		Standard	Standard
	Tandem axle with compressed air brake		Option	Option
Tyres	500/50-17		Standard	Standard
	500/55-20		Option	Option
	500/60 R 22.5		-	Option
	600/50 R 22.5		-	Option
Operator terminals	DS 500		Option	Option
	CCI 800		Option	Option
	CCI 1200		Option	Option
No. of control units required			2 sa	2 sa, free return line
Optional accessories			Bale ejector, ISOBUS cable, camera system, extra camera, hydr. stand, hydr. blade group control, spare set of blades, LED work lights, moisture sensor	Bale ejector, ISOBUS cable, camera system, extra camera, hydr. stand, floor roller shut-off, hydr. blade group control, spare set of blades, LED work lights, moisture sensor





Comprima Plus combination baler wrappers

with semi-variable bale chamber

with variable bale chamber

CF 155 XC Plus

CV 150 XC Plus

		Approx. m	1.25 - 1.50* x 1.20 (4'1" - 4'11" x 3'11")	1.00 - 1.50** x 1.20 (3'3" - 4'11" x 3'11")
Bale size (Ø x width) (*in 5 cm increments, **stepless)				
XCut rotor cutter	nominal chop length (17 blades)	approx. mm	64 (2.5") (Standard)	64 (2.5") (Standard)
	nominal chop length (26 blades)	approx. mm	42(1.6")(Option)	42 (1.6") (Option)
Machine dimensions (l by w*** by h***)		approx. m	7.17x2.97x3.40 (23'6" x 9'9" x 11'2")	7.66x2.97x2.99 (25'2" x 9'9" x 9'10")
Tractor power****		Approx. kW/hp	74/100	74/100
Tractor attachment	40 mm hitch ring		Standard	Standard
	80 hitch ball		Option	Option
Pick-up work width*****		Approx. m	2.15 (7'1")	2.15 (7'1")
Wrapping system	Net		Standard	Standard
	Net and film		Option	Option
Axles	Single axle with compressed air brake		-	-
	Tandem axle with compressed air brake		Standard	Standard
Tyres	500/60 R 22.5		Standard	Standard
	600/50 R 22.5*****		Option	Option
Operator terminals	DS 500		Option	Option
	CCI 800		Option	Option
	CCI 1200		Option	Option
No. of control units required			LS and 1 sa	LS and 1 sa
Optional accessories			ISOBUS cable, camera system, extra camera, hydr. support jack, bale turner, hydr. blade group control system, spare set of blades, weighing system, moisture sensor	ISOBUS cable, camera system, extra camera, hydr. support jack, bale turner, hydr. blade group control system, spare set of blades, weighing system moisture sensor

*** depending on tyre size, **** depending on the crop, machine specification and conditions, ***** with 5 tine rows ***** machines exceeding 3.00 m transport width
All specifications, weights and dimensions do not necessarily comply with standard specifications and are therefore not binding. All product specifications are subject to change. All specifications, weights and dimensions do not necessarily comply with standard specifications and are therefore not binding. All product specifications are subject to change.



Maschinenfabrik Bernard KRONE GmbH & Co. KG
Heinrich-Krone-Straße 10
D-48480 Spelle
Phone: +49 (0) 5977 935-0
info.ldm@krone.de | www.krone-agriculture.com

Your KRONE dealer