

EasyCut R

EN REAR THREE-POINT MOUNTED MOWERS



EasyCut R

Rugged and easy use, tried and tested around the world



Conditioner

CV models with V-shaped steel tines, CR models with polyurethane rollers or M-Rolls

Page 5

SmartCut

Stripe-free swath with optimum overlap of the blade tracks

Page 8

Quick-change blades

for quick blade handling

Page 10

DuoGrip

Centre of gravity mounting with dual guidance

Page 14

SafeCut

Individually secured cutting discs

Page 12

KRONE EasyCut

- Excellent cut for the best forage quality



Here's more info!
Simply scan the code to
see this feature in the video!

Success all along the line

Healthy cows and a high milk yield: Two demanding goals which can only be achieved if the quality of the basic forage is right. The Easy-Cut mowers from KRONE provide the basis for a successful harvest. Clean, efficient and user-friendly - KRONE EasyCut.

The EasyCut R

Rear mounted mowers



Comfort

The new three-point hitch with optional hydraulic adjustment of the bearing pressure stands for maximum comfort and perfect work.

EasyCut R with conditioner

Those who seek faster wilting can opt for a tine or roller conditioner on the rear-mounted units. Both condition the mown crop stalks over the entire working width.

EasyCut R

With working widths from 2.73 m to 4.50 m, the EasyCut R series rear-mounted mowers deliver a clean mowing pattern. The compactly mounted mowers are low drag resistance and adjust perfectly to all ground contours.





With or without conditioner

Without conditioner

- Working widths from 2.73 m to 4.50 m
- DuoGrip centre of gravity mounting
- Smart-Cut cutterbar for maximum lifetime
- Very responsive spring relief

With conditioner

- Working widths of 2.7 m or 3.2 m
- With tine or roller conditioner (polyurethane rollers or M-Rolls)
- DuoGrip centre of gravity mounting
- Over-centre transport position reduces transport height

The cutterbar features a host of smart details like the SafeCut disc protection system or the SmartCut blades with optimum overlaps. Easy-Cut R – professional technology for farmers and contractors.




 KRONE

The right conditioner for every crop

KRONE offers a wide range of conditioners that suit all crops and needs. The CV steel tine conditioner is the conditioner of choice when intensive treatment is required in grass and haulm crops. A CR conditioner can be used to condition clover and lucerne more gently. Here you can choose between polyurethane rollers or M-Rolls.

KRONE M-Rolls

Two counter-rotating steel rollers ensure uniform conditioning of e.g. lucerne. The M-profiles on the rollers intensively bend the crops and therefore enable a homogeneous drying process without leaf loss.



The KRONE cutterbar

Tried and tested a thousand times in all operations

Durable and precise

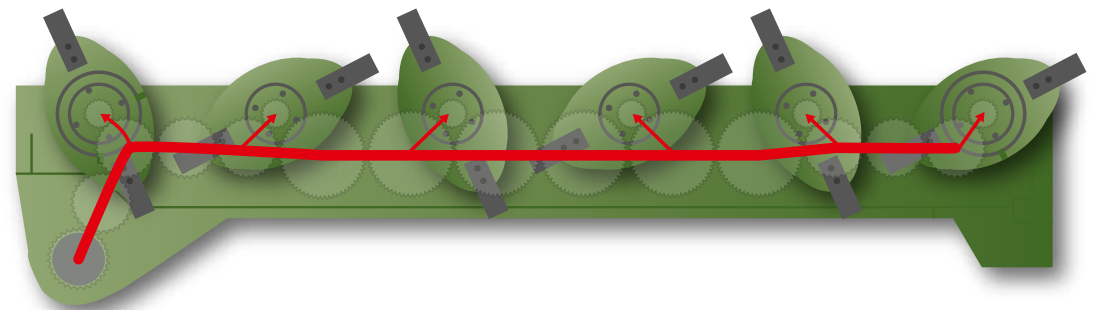
- **Fully welded cutterbar**
Robust, sealed and permanently lubricated
- **Durable satellite drive with large spur wheels**
Very quiet running and optimum power transmission
- **Without inner shoe**
for trouble-free mowing

The closed, all-round welded cutterbar meets the highest quality standards and remains leak-proof and in shape even after many years of use. The large spur wheels in an oil bath can withstand the highest continuous loads and impress with their particularly quiet running.



Without inner shoe

The cutterbar is driven by the right-angle gearbox just behind the inner top hat. This ensures blockage-free work on the headland or in crops which run out in a wedge shape.



The original

The satellite drive in the cutterbar – developed by KRONE and successfully used worldwide for decades: Large spur wheels with up to 59 teeth transmit the main drive forces to the end of the cutterbar. The large-diameter gears rotate at reduced speeds, with a higher number of teeth meshing with the neighbouring gearwheels for even quieter running, ultimate efficiency and maximum longevity. The auxiliary gears drive one disc each and as a result are exposed to only minimum loading.



Leak-proof and robust

As the central element of every disc mower, the cutterbar is a particular focus at KRONE: Welded all round and lubricated for life, it is manufactured using the latest welding robot and CNC technology – for maximum precision, maximum durability and the highest quality standards.

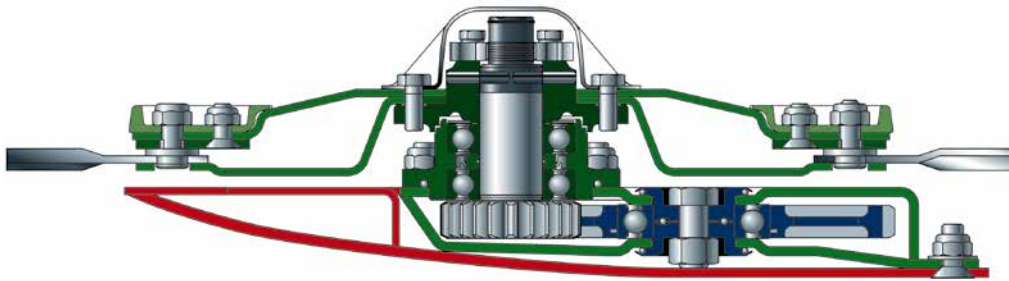


Permanently lubricated

The all-round welded, enclosed cutterbar is maintenance-free and remains reliably sealed and dimensionally stable even after many years of use. Special cleaning processes during production enable lubrication for life and make the usual oil change superfluous.

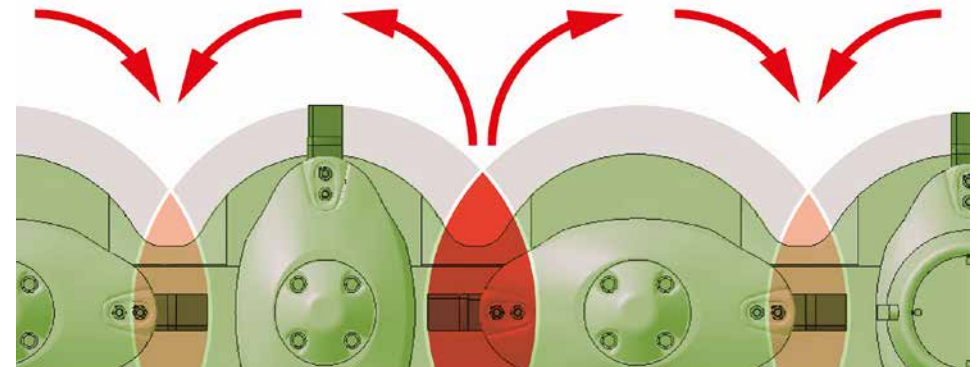
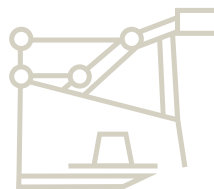
KRONE SmartCut and spreading modes

Clean cuts and matching spreading or swathing



Robust and variable

The wedge-shaped cutterbar offers many height setting options. The spur gears run in massive double bearings, allowing the cutterbar to handle extremely high loads.



Stripe-free mowing with SmartCut

With some cutting discs turning alternately in pairs towards each other and others turning away from each other, it was necessary to redesign the degree of blade overlap to ensure cleanest cuts. For stripeless cuts in light and young crops, we have therefore increased blade overlaps on the discs turning outwards (SmartCut). The greater distance between the blades running to the rear favours the discharge of large quantities of forage.



KRONE SmartCut

- **The wedge-shaped cutterbar** guarantees clean cuts
- **Robust spur wheel drive** with double bearing and large bearing distance
- **Swathing or wide spreading** as required

The wedge-shaped cutterbar offers great flexibility to adjust through a large range of settings and leave a short stubble in meadows and pastures as well as long stubble in long-stemmed field crops. An EasyCut lets you work trouble-free and leaves a clean cut.

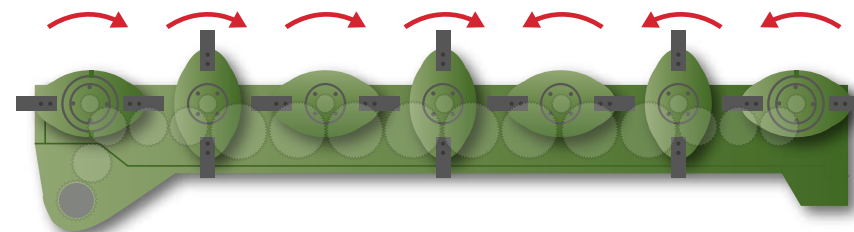


Convenient

The spur gears are arranged in a forward position and eccentrically inside the gearbox right under the discs. The small auxiliary spur gears are removed from above, the massive main gears gearbox from the side.

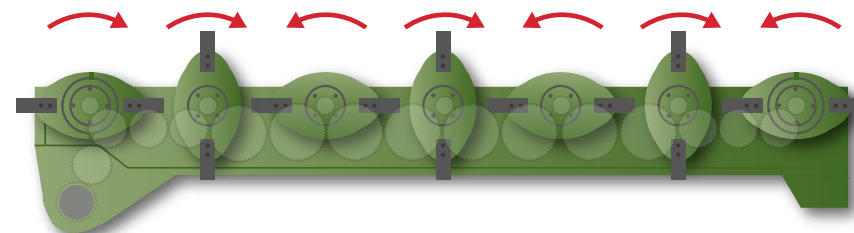
Swathing

Spinning inwards, the discs feed the material to the middle of the machine to avoid tractor wheels running over the cut crops.



Wide spreading

With discs spinning in the B sense of rotation, EasyCut spreads the material across the full cutting width. All discs turn in pairs in alternating directions, spreading the material across the working width for faster and more uniform wilting.



The KRONE quick-change blade system

High operator comfort with excellent accessibility



Changing blades in an instant

Quick-change blades are considered a must by many farmers and contractors. The blades are quick and easy to reverse or replace in situ.



Hovering over the sward

Made from hardened steel, the extra wide skids reduce the ground pressure and hence offer effective protection of both the cutterbar and the sward. The skids are bolted to the cutterbar so they are easy to replace.



Mowing higher

With high-cut skids for stubble lengths of over 80 mm, you mow 30 or 50 mm higher, depending on the assembly, which is ideal in forage and whole crop silage.



Added protection

We welded curved stops between the individual skids that protect the cutterbar from damage and also contoured the underside of the stops in such a way that no material can build up here. The mown crop is discharged continuously.





Quick and easy

- **Quick-change blades**
for quick blade handling in the field
- **Modular design**
of cutting discs
- **Minimal blade wear**
360° swivel range of the blades
- **Excellent cut thanks to KRONE SmartCut**
Optimum overlap of the blade tracks

There are many reasons for choosing an EasyCut disc mower, including the quick-change blades, the inexpensive wear parts and the perfect arrangement of the cutting discs for stripe-free swaths.



Minimum wear

The blades are free to spin 360-deg. on their pins. They are hard-wearing and self-cleaning, well protected and will not foul with the blades on the neighbouring discs.

This saves costs

Worn blade fixing pins and wear parts are not an issue for KRONE EasyCut, because the modular design of the discs allows you to replace them individually. If required, the blade fixing pins can be replaced with blade screws.

Clean cuts

112 mm long blades in a set shape and the wide overlap of the blade tracks ensure a clean cut and uniform forage flow.

The KRONE SafeCut system

Risk-free mowing



Two-fold protection

Orbiting within the sphere of the mower bed and never protruding beyond the skids, the EasyCut discs benefit from two-fold protection. Additional protection comes from the standard SafeCut system.



An ideal system

There is no load on the roll pins during operation. The bearing is tensioned by a nut and two clamping screws. As a result, the roll pins do not suffer from material fatigue and even after many hours of operation they will break only at their inbuilt load level – even after many hours of use.



Scan for more information!
Simply scan the code to
see this feature in the video!





Focus on safety

- **Fully protected drives**
for greater reliability
- **No collision**
with neighbouring cutting discs
- **No signs of wear**
- **Quick replacement of the roll pins**
to ensure high operational reliability and minimum costs

Collisions may cause damage and incur repair costs. KRONE SafeCut offers a maximum of protection and peace of mind. The DLG award-winning protection of the cutting discs against foreign objects for all EasyCut models is unique in terms of safety and operator comfort. SafeCut is part of the basic equipment of all EasyCut B series disc mowers.



Simply ingenious

Each disc on the mower has its own individual impact protection. When the blade hits an obstacle the shockload is transferred to a roll pin which breaks. The cutting disc then rotates upwards by 15 mm via the thread on the drive shaft.



Absolutely reliable

If the system is suddenly overloaded, the impact is not directed to the spur gears in the driveline, instead a roll pin in the sprocket drive shaft shears off. The pinion shaft continues spinning, jacking up the cutting disc in question, moving it out of the risk zone and the orbit of the neighbouring discs. As a result, SafeCut prevents damage to the spur gears and the neighbouring discs. The roll pins can be replaced in just a few minutes and costs very little.

The KRONE DuoGrip

Suspension in the centre of gravity for optimum contour guidance



Not centred, but balanced in the centre of gravity

Maintaining a uniform pressure across the entire work width is a requirement that is thoroughly met by KRONE disc mowers, courtesy of the gearbox that is arranged on the inside of the machine where it shifts the centre of gravity to the side. In conjunction with the short outrigger arm and guidance via additional suspension arms, this ensures maximum stability with low weight – ideal for tough, practical use.

Excellent guidance

- **Dual steering of the cutterbar**
Supported in the centre of gravity – guided by suspension arms
- **Uniform ground pressure**
across the entire work width
- **Optimum guidance**
Less side pull, clean cuts
- **Short and high-strength beam**

Quality forage requires a clean swath. Clean cuts are attributed to the special design of the cutterbar and the special suspension. The KRONE DuoGrip not only supports the disc mower at its centre of gravity, but also guides it using suspension arms. The constant bearing pressure across the entire working width ensures a uniform cutting pattern, with maximum low drag resistance and excellent lateral guide.





With distributed loads

The parallelogram linkage absorbs lateral forces and guides the unit in direction of travel. At the same time, it helps reduce the load on the jib and the suspension system in the machine's centre of gravity. The two rods also indicate to the operator whether the tractor linkage is at good height.

Strong

The mower is mounted on a pin which pivots in a ball bearing at the end of the outrigger arm. This design provides plenty of movement and exemplary contouring. In addition, an impact damage protection system is integrated as standard.



The KRONE mower relief

Easy to pull and gentle on the sward



Less bearing pressure – more bearing pressure

Adjusting the spring manually is a fast and easy job. Simply refit a pin to select the target tension. As the spring tension increases, the bearing pressure decreases.



Hydraulically from the tractor seat

The spring can also be adjusted hydraulically as an option for instant ground pressure changes on the move. To disconnect the mower, the spring tension is released from the tractor seat.



For checking purposes

Conveniently visible from the cab, the pressure gauge indicates the current ground pressure. In this way, you can be sure that you are working with optimal settings, with minimal side pull and significantly lower power requirements.



EasyCut – adaptive!

- **Centrally adjustable relief springs**
for uniform cut with optimum bearing pressure
- **Ground pressure control without tools**
- **Optional**
Hydraulic adjustment of the bearing pressure while driving
- **Double protection by impact damage protection system**

The hydraulic and the mechanical suspension springs are extremely responsive and provide perfect cuts even in undulating terrain and at high forward speeds. This is the first step in making clean and high-quality forage and a requirement for a fast and uniform re-growth. Thanks to the kinematics between the spring and carrying bar, the set bearing pressure remains constant even on uneven ground.



Fully protected

The standard impact damage protection system on EasyCut R models gives you peace of mind as you work along borders, fences and hedges and suddenly collide with an obstacle. When the system trips, the mower swings backwards by up to 1.20 m and upwards by up to 40 cm. and clear out of any obstacle. After passing the obstacle, the mower automatically swings back to the working position.



Backwards and upwards

The standard mechanical impact protection system is a very dependable system that consists of an adjustable coil spring and a latch. It is integrated into the suspension of the mower unit and therefore ensures that the mower unit avoids hitting an obstacle.



Working and transport position

Successful on the road!



Controlled from the cab

The unit folds hydraulically beyond TDC, the single-acting ram on the EasyCut R 280 and R 320 has an accumulator and folds 110° over top dead centre, the double-acting ram on EasyCut R 280 CV, R 320 CV and R 360 folds 124° for better road stability and visibility. Both versions are active in both directions and guarantee trouble-free folding.

Large swing range

Z-shaped arms enable large vertical travel (29° up, 20° down) Nothing stands in the way, ideal prerequisites for working on slopes, embankments and ditches.





Perfectly parked

- **Folding beyond the vertical,**
For low transport height, optimum weight distribution and overview
- **Hydraulic lifting at the headland**
Tractor lower links are not actuated
- **Large suspension travel**

Increasing working widths require special designs with regard to transport and ground adaptation. The Z-shape and the low pivot point of the outrigger arm, the swivelling of the mower into the transport position beyond the dead centre and the headland position without actuating the tractor's lower links are just some of the features which meet the specific requirements. KRONE disc mowers keep you safe on the road and give you the best mowing results even under difficult conditions.



Low transport height

The Z-shaped arm has a low pivot point for a reduced transport height. Due to the high ground clearance, even rutted roads can be driven over easily.



Safely to the destination

Shifting the machine weight to the middle distributes its weight more evenly on to the lower links, which improves the tractor ride. In addition, you have a clear view to the rear with the outside rear-view mirrors.

EasyCut R 280 and R 320

Drive and relief



Relief by spring

To relieve the cutterbar, the EasyCut R 280 and EasyCut R 320 have a manually or optionally hydraulically adjustable tension spring. This means that the cutterbar adjusts itself perfectly to all ground irregularities, even when driving fast.



Stable speed and high torque

The power flows down a frictional driveline of shafts and gears. The freewheel and friction disc clutch on the universal shaft between the main gearbox and the mower protect the cutterbar, universal joints and the tractor's PTO drive.



Full working width

EasyCut R 280 and EasyCut R 320 have adjustable lower link pins that allow the machine to run offset behind the tractor. This ensures the full working width with different tractor track widths, on slopes and in combination with the front mounted mower.



EasyCut R 280 / R 320

- **Manual or hydraulic setting** of the bearing pressure
- **Low-maintenance, non-positive drive** without belts
- **KRONE SafeCut cutterbar protection** is a standard feature
- **Self-supporting guard** for continuous crop flow

If you are looking for a powerful mower with a working width of around 3.00 m, then the KRONE EasyCut R 280 and R 320 disc mowers with DuoGrip are the right choice. Innovations, such as the DuoGrip centre of gravity mounting with manually or hydraulically adjustable relief spring, the unique impact damage protection system and the optimised cutterbar for a stripe-free cut, are just some of the arguments in favour of these EasyCut mowers.



For protection

The fold-up ends of the curtain are lined by bumper tubes that protect the curtain from damage when the machine hits an obstacle.



Smooth and consistent crop flow

All EasyCut R 280 and EasyCut R 320 models have a cantilevered deck that enables an unobstructed crop flow. These mowers cut and swath across sloping fields and in awkward patches without any hiccups. The uniform swathing is impressive.



EasyCut R 280 and R 320

Transport and maintenance



Automatic

When the mower moves into transport position, the guard folds back to reduce the transport height. When the machine lowers into work position the guard, too, moves back into work position.



Great accessibility

The curtain folds up for cleaning and replacing the blades – to give convenient access to the discs for easy cleaning and blade replacement.



Handy box

Spare blades are neatly stored in this mobile drawer, neatly stored in this mobile drawer which eliminates clutter in the cab.

EasyCut R 280 / R 320

- **Only one single-acting hydraulic connection** for folding in and out
- **Convenient transport** with the cutterbar folded towards the centre of the tractor
- **Space-saving 110° parking position** on optional supports
- **Impact damage protection by rear and upward travel**

The fact that KRONE disc mowers operate successfully at home and abroad is due to the fact that KRONE design engineers are always incorporating newly gained knowledge and practical experience into production. For example, the EasyCut R models can be stored in vertical position to save space in the machine shed. KRONE disc mowers have many practical solutions which make work easier and even more effective.

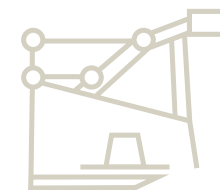


The tipper coupler will do

A single-acting hydraulic cylinder with accumulator is all that is required to swivel the EasyCut R 280 and EasyCut R 320 rear mounted mowers from the working to the headland or transport position and vice versa.

A KRONE exclusive!

The vertical storage position saves space in the machine shed. The optional stands give the machine good footing and are useful for attachment and removal. Of course, the EasyCut R 280 and EasyCut R 320 can also be parked in the folded-down position.



EasyCut R 360 and R 400

Attachment and relief

EasyCut R 360 and R 400

- 3.60 m or 4.04 m working width
- Forming two swaths or spreading the material
- Hydraulic cutterbar suspension is available as an option
- Excellent value for money

The high-capacity EasyCut R 360 and R 400 mowers are mounted machines that score on enormous work rates and productivity. The mowers are used not only for green forage production, but are also important for mowing extensification areas.

The three-point hitch

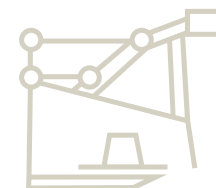
These two models have particularly strong headstocks. To adjust to different tractor track widths and for use together with front mounted mowers, they can be moved sideways or the lower link pins can be offset.





Relief springs

These two mowers have two very strong suspension springs that minimize the ground pressure. To adjust to different operating conditions, the spring tension can be varied manually or optionally hydraulically from the tractor seat.



EasyCut R 360 and R 400

Transport and swathing modes



EasyCut R 360 in road transport

The EasyCut R 360 model swings up and beyond TDC. Its position in the centre and close behind the tractor increases driving comfort, especially on smaller tractors.



EasyCut R 400 in road transport

The EasyCut R 400 goes into transport position by moving in-line behind the tractor and folding up the front guard, turning into a narrow, low-profile transport unit for smooth passage underneath bridges and through gates and for safe travel on public roads.



Wide spreading

Spreading the material leads to faster wilting because it exposes a larger surface to the sun and wind, leading to very high-quality forage and fewer losses.

EasyCut R 360 and R 400

- **Low power requirement**
- **DuoGrip**
Supported in the centre of gravity – guided by suspension arms
- **Mechanical impact damage protection system**
rearwards and upwards
- **SafeCut**
Cutterbar protection system for each cutting disc

The EasyCut R 360 and R 400 models offer the specification and operator comfort you deserve: The good price-performance ratio, the high efficiency with low power requirements with the cutterbar suspended at the centre of gravity, the innovative SafeCut protection of the cutting discs, the compact transport, the simple operation and the good handling are facts which set standards in this category. Depending on specification and disc rotation, they spread or windrow the crop into two equal swaths.



'B' sense of rotation for spreads across the full width

All discs on EasyCut R 360 and R 400 run with an opposed action and in pairs, spreading the material in a uniform mat across the full width.

'A' sense of rotation for swath formation

This is an option for those who try to avoid running over the cut crops. The cutting discs rotate in opposite directions only in the centre, producing two swaths.



EasyCut R 450

Contour guidance and relief



EasyCut R 450

- 4.50 m working width
- Less than 2.50 m transport width
- **KRONE EasyBalance**
hydraulically adjustable counterweight
- **Eight cutting discs, two mower drums**
- **Adjustable lower link balls**
according to Cat. III and adjustable outrigger for flexible adjustment of the overcut

The KRONE EasyCut R 450 rear-mounted mower not only impresses with its generous working width of 4.50 m, but also offers flexible adjustment of the overcut thanks to its adjustable outrigger, thereby enabling optimum harvesting efficiency in combination with the EasyCut F front-mounted mowers. The intelligent integration of counterweights also improves driving stability and contour guidance.

Well countered

Thanks to the hydraulically telescoping KRONE EasyBalance counterweights on the left side of the EasyCut R 450, which can be optionally extended to up to 10 plates of 50 kg each, driving stability is improved and the load on the tractor is reduced. The weights automatically support the right tractor lower link when swivelling the mower unit, thereby keeping the mower stable even when loaded on one side and allowing it to work reliably, even in difficult conditions such as uneven terrain.



Flexible harvesting

The adaptability of the EasyCut R 450 to the front-mounted mowers offers decisive advantages. Thanks to the flexible adjustment of the overcut, even slopes or sharp bends can be cleanly mowed. Seamless integration with KRONE front-mounted mowers improves the overall performance of the combination and increases acreage output.

Overcut for EasyCut front-mounted mowers

Model	EC R 450 (Short outrigger mounted)		EC R 450 (Long outrigger mounted)	
	Short lower link	Long lower link	Short lower link	Long lower link
EasyCut F 320	40 cm	35 cm	28 cm	23 cm
EasyCut F 360	62 cm	57 cm	50 cm	45 cm
EasyCut F 400	84 cm	79 cm	72 cm	67 cm



DuoGrip: Optimum ground tracking

Thanks to the patented DuoGrip centre of gravity suspension, the EasyCut R 450 ensures an even supporting surface across the entire working width. The hydraulic relief enables precise adjustment of the bearing pressure, while a pressure gauge indicates the preset value. This guarantees optimum ground tracking and a flawless cutting pattern.



Quickly evaded

The standard hydraulic impact damage protection system of the EasyCut R 450 enables safe working along field edges and in the event of unexpected obstacles. If contact is made with an obstacle, the rapid traverse valve causes the mower unit to swivel backwards and upwards by up to 2.50 m, thereby preventing any damage.



Precise handling

The integrated pendulum stop cylinder stabilises the EasyCut R 450 in the headland position. In doing so, the pendulum stop cylinder pulls the mower unit onto the outrigger arm, resulting in maximum headland lift and smooth driving behaviour even on uneven ground conditions and when performing fast turning manoeuvres.

EasyCut R 450

Transport and maintenance



Stable parking position

The stable construction and easy handling of the robust support jack guarantees that the machine can be safely parked in the parking position.



Compact

For road transport, the EasyCut R 450 is swivelled into a rearward transport position, resulting in a transport width of less than 2.50 m. The counterweight automatically retracts by 60 cm to reduce the overall width of the machine, thereby making transport on roads and narrow lanes considerably easier.



Conveniently adjusted

Thanks to an optional additional double-acting control unit, the bearing pressure can be conveniently and precisely adjusted from the tractor cabin. This allows the driver to quickly adjust the mower to changing conditions without getting out of the tractor.





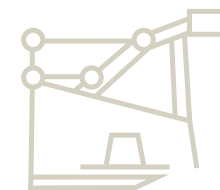
Always clearly visible

The EasyCut R 450 not only impresses with maximum performance in the field, but also with maximum safety on the road. Equipped with high-visibility warning panels and a robust LED lighting system, the machine is clearly visible from all sides.



Improved accessibility

Thanks to the new tensioned guard cloth design and a wide-opening front guard, the EasyCut R 450 offers significantly improved accessibility. Equipped as standard with the quick blade change system and a spare blade drawer, nothing prevents you from changing blades quickly.



EasyCut R 280 CV and R 320 CV

With tine conditioner



Effective – with firm grip

The hardened, V-shaped steel tines grip work intensively and are extremely powerful. The tines pivot to the rear when hitting a foreign object. The limited pendulum travel towards the front increases the lifetime of the bolts.



Across the entire width

The tine conditioners on each mower span across the work width from the left to the right top hat, providing a uniform and consistent crop flow across the full width and giving optimum conditioning.

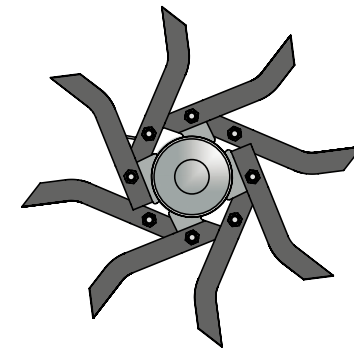


Adjustable chequer sheet

This lever in the multi-step gate varies the gap between the tines and the baffle plate. As the gap decreases, the degree of conditioning increases.

Here's more info!

Now simply scan the code and discover the conditioners in the video:





CV tine conditioner

- Easy and quick operation
- Optional deflectors spread the material across the full width
- Optional hydraulic swath flap
- Infinitely variable swath widths
- Manual gearbox; variable degree of conditioning

The KRONE CV rotor with V-shaped and grippy steel tines spreads the crop at the full working width. The large diameter of 64 cm and the helical arrangement of the tines ensure a continuous crop flow, high intake capacity and excellent conditioning.

Hydraulic swath flap

The optional hydraulic swath flap ensures a clean harvest along field edges, ditches, forest edges and hedges, preventing loss of forage along the edges and ensuring quality. Only an additional double-acting hydraulic connection has to be installed. The stepless setting of the swath flap enables optimum adjustment of the spreading width.



The mechanical gearbox

900 rpm for intensive, 600 rpm for less intensive conditioning. The required conditioner speed can be set quickly and easily using the actuating lever.



EasyCut R 280 CR and R 320 CR

With roller conditioner (polyurethane rollers or M-Rolls)



Full-width application

The full-width polyurethane rollers ensure a uniform conditioning effect across the entire work width and the polyurethane coating ensures maximum longevity. The interlocking surfaces of the rollers This intermeshing results in intensive, yet gentle conditioning of the crops without leaf loss.

Here's more info!

Now simply scan the code and discover the conditioners in the video:

KRONE CR roller conditioner
polyurethane



KRONE CR roller conditioner
M-Rolls

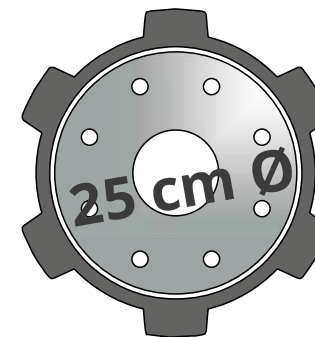


Spring suspension

The top roller suspends from a spring which ensures a continuous flow in inconsistent growth and allows foreign objects to pass the system trouble-free. To adjust to different forage quantities and types, the roller distance and contact pressure are infinitely variable.

Full frictional contact

The conditioning rollers are driven by gear-boxes. The box that drives the bottom roller is integrated in the gearbox that powers the cutterbar.



25 cm diameter

The large-diameter CR conditioner rotors deliver a smooth and consistent flow of crop and have a low power input.



CR roller conditioner


- **Continuous forage flow**
with 25 cm roller diameter
- **High throughput**
with driven squeeze rollers
- **Excellent conditioning**
with profiled rollers – "grip effect"
- **Roller conditioner**
optionally with polyurethane rollers or as M-Rolls
with steel profile

Leafy crops like Lucerne or clovers require a different type of conditioning than crops that are predominantly grass. The CR roller conditioners give particularly gentle treatment, leaving intact the delicate leaves which are so rich in protein and safeguarding the value of the feed. Spreading the crop will speed up wilting.




Double power

The top roll of the M-Rolls is driven by a separate gearbox on the right end of the cutterbar which synchronizes the speed of the top and bottom rolls, This means you are well equipped even in the heaviest forage crops.



Ideal conditioning due to profiled M-Rolls

The counter-rotating rollers engage with each other and therefore exert a squeezing movement on the crops. and yet leave a sufficiently wide gap for the material to pass through. The result: uniform, intensive conditioning for homogeneous drying processes without rolling losses; ideal e.g. for salvaging lucerne.



EasyCut R 280 / 320 CV / CR

Maintenance and transport



Constant bearing pressure

Two suspension springs transfer the weight of the mower to the headstock reducing the ground pressure and protecting the sward. Optionally, the tension springs can be pretensioned hydraulically from the tractor seat – for even greater operator comfort.



Easy maintenance

The curtain folds up to give easy access to the discs for cleaning and convenient blade replacement – a compact design that offers superb accessibility.



Added protection

To prevent collision damage, the folding front and side guards have rubber protective edges all around.

Full working width

The headstock can move to either side. The adjustment to different tractor track widths and front mounted mowers enables mowing at full working width and with optimum overlap.



Minimum space

Stands are available as an option to store the machine either in work or transport position – This saves space – ideal for overwintering indoors.





R 280 / 320 CV / CR

- **Safe transport**
with cutterbar folded upwards by 124 degrees
- **Space-saving parking position**
with optional support jacks
- **Optimum adjustment,**
laterally adjustable three-point hitch
- **Durable guards**
with all-round rubber protective edges

KRONE is aware of farmers' needs and delivers the technology they need in order to maximize profits. The EasyCut R 280 CV / CR and R 320 CV / CR mowers From the 124° transport position for even weight distribution and a good overview during transport to the laterally adjustable headstock, you are optimally equipped with the EasyCut R 280 CV / CR and R 320 CV / CR.



Safe on the road

Optional LED lights for all EasyCut R models are available in an accessories kit. This ensures safe transport even under difficult lighting conditions.

Technical data

EasyCut R



Rear mowers

		EasyCut R 280	EasyCut R 320	EasyCut R 360	EasyCut R 400	EasyCut R 450
Work width	approx. m	2.73 (8'11")	3.16 (10'4")	3.60 (11'10")	4.04 (13'3")	4.47 (14'8")
Transport height	approx. m	3.50 (11'6")	3.90 (12'10")	4.00 (12'10")	1.50 (4'11")	1.50 (4'11")
Vertical transport position		110°	110°	124°	-	-
No. of discs		4	5	6	7	8
No. of top hats		2	2	2	2	2
SafeCut		Standard	Standard	Standard	Standard	Standard
Quick-change blades		Standard	Standard	Standard	Standard	Standard
pto speed	rpm	540	540	540	540	540
Optional pto speed (rpm)	rpm	1,000	1,000	1,000	1,000	1,000
Dead weight	Approx. kg (lbs)	780 (1,720)	840 (1,852)	1,040 (2,293)	1,050 (2,315)	1,250 (2,756)
Tractor power	kW / hp	40 / 55	50 / 68	55 / 75	66 / 90	74 / 100
Mechanical ground pressure control		Standard	Standard	Standard	Standard	-
Hydraulic ground pressure control		Option (1 x da)	Option (1 x da)	Option (1 x da)	Option (1 x da)	Series option (1 x double-acting)*
Hydraulic spools		1 sa	1 sa	1 sa 1 da	1 sa 1 da	1 sa 1 da
Lower link pin		Cat. II	Cat. II	Cat. II	Cat II/III	Cat. III
Area output	approx. ha/h	3.0 - 3.5 (7.5 - 8.6)	3.5 - 4.0 (8.6 - 9.9)	4.0 - 4.5 (9.9 - 11)	4.5 - 5.0 (11 - 12.4)	5.0 - 5.5 (11 - 13.6)

*Adjustment from the tractor cabin



Rear mounted mowers with conditioner

		EasyCut R 280 CV	EasyCut R 280 CR	EasyCut R 320 CV	EasyCut R 320 CR
Work width	approx. m	2.73 (8'11")	2.73 (8'11")	3.16 (10'4")	3.16 (10'4")
Transport height	approx. m	3.10 (10'2")	3.10 (10'2")	3.50 (11'6")	3.50 (11'6")
Vertical transport position		124°	124°	124°	124°
No. of discs		4	4	5	5
No. of top hats		2	2	2	2
SafeCut		Standard	Standard	Standard	Standard
Quick-change blades		Standard	Standard	Standard	Standard
CV tine conditioner		Standard	-	Standard	-
Mechanical gearbox for CV conditioner	600 or 900 rpm	Standard	-	Standard	-
CR roller conditioner – polyurethane rollers		-	Standard	-	Standard
Top roller drive		-	Option	-	Option
CR conditioner with M-Rolls (steel rollers)		-	Option	-	Option
Top roller drive		-	Standard	-	Standard
Wide spreading deflector boards		Option	-	Option	-
pto speed	rpm	540	540	540	540
Optional pto speed (rpm)	rpm	1,000	1,000	1,000	1,000
Dead weight	Approx. kg (lbs)	1,120 (2,469)	1,220 (2,690)	1,260 (2,778)	1,380 (3,042)
Tractor power	kW / hp	51 / 70	51 / 70	59 / 80	59 / 80
Mechanical ground pressure control		Standard	Standard	Standard	Standard
Hydraulic ground pressure control		Option (1 x da)	Option (1 x da)	Option (1 x da)	Option (1 x da)
Hydraulic spools		1 sa 1 da	1 sa 1 da	1 sa 1 da	1 sa 1 da
Lower link pin		Cat. II	Cat. II	Cat. II	Cat. II
Area output	approx. ha/h	3.0 - 3.5 (7.5 - 8.6)	3.0 - 3.5 (7.5 - 8.6)	3.5 - 4.0 (8.6 - 9.9)	3.5 - 4.0 (8.6 - 9.9)





Maschinenfabrik Bernard KRONE GmbH & Co. KG
Heinrich-Krone-Straße 10
D-48480 Spelle
Phone: +49 (0) 5977 935-0
info.ldm@krone.de | www.krone-agriculture.com

Your KRONE dealer