

EasyCut TS/TC

EN

TRAILED DISC MOWERS



EasyCut TS/TC

The trailed mowers from KRONE

Mowers with side-mounted (TS) and mid-mounted drawbar (TC)

Page 6

Robust and fully welded cutterbar

with massive and permanently lubricated sprockets

Page 8

SmartCut

Stripe-free swath with especially wide overlap of the blade tracks

Page 11

SafeCut

Individually protected cutting discs

Page 14

Quick-change blades are standard specification

Page 12

Optional Collect cross belt

increases your swathing options

Page 26

Tine conditioner (CV) or roller conditioner (CR)


for fast and uniform wilts

Page 22



KRONE EasyCut

- Maximum flexibility



The EasyCut trailed mowers with a working width of 2.71 m to 3.60 m offer maximum flexibility and, thanks to their wide variety, meet the most diverse requirements worldwide. The TS models score on their compact design and the TC models on versatility. The central drawbar gives you the option of working to the right or left of the tractor. These trailed mowers are available either with tine conditioner or roller conditioner. All conditioner models can be equipped with the KRONE Collect system.

EasyCut 2801 CV · 2800 CRi

With lateral drawbar steering and conditioner

Flexible in use

- **Compact and extremely manoeuvrable**
Pivot angle of over 90°
- **Ideal for all-round mowing**
Turns on the spot
- **EasyCut DuoGrip centre-of-gravity suspension**
- **With tine or roller conditioner**

The EasyCut trailed disc mowers with side drawbar and conditioner are powerful machines and have proven themselves all over the world. They are compact in design, have a robust double frame and offer ideal conditions for all-round mowing with lateral drawbar steering.



All-round mowing without interruption

The trailed EasyCut mower with side-mounted drawbar cuts around every corner and turns on the spot, thanks to the slewing gearbox and the short drawbar. No need to reverse in corners.

The slewing gearbox

The main driveshaft does not angle when travelling through bends for an extended service life. In addition, the torque of the slewing gearbox helps absorb the side-thrust and ensures quiet running and positive tracking.

Kitted out perfectly

As the machines operate on soft ground and slopes, they run on 15.0/55-17/10 tyres that provide light treading to protect the turf. Mounted at a 3° angle, the wheels effectively roll in direction of travel without pulling to the side.





Mowing with maximum performance
 The trailed EasyCut disc mower with side-mounted drawbar and slewing gearbox gives you the flexibility of mowing round and round without lifting the machine out of work, without reversing and without ever stopping. Thanks to the short drawbar, these disc mowers are very compact, easy to drive and are impressive with their excellent tracking behaviour.

Done in a jiffy

Move the mower hydraulically into work or transport position from the comfort of your seat. The pivoting cylinder is refitted to one of various positions, thereby allowing operators to utilize the full work width no matter the tractor's wheelbase.

Plenty of ground clearance

Single-acting rams raise the double frame and the mower for road transport and also to cross a swath. For road transport, the cylinders are closed via a stop cock.

Compact on the road

With transport widths of less than 3.00 m, the EasyCut 2801 CV and 2800 CRi can easily be driven on all roads. Swath flap extensions are optionally available

The EasyCut TS/TC models

Wide range of equipment options

Perfect ground adaptation

- **Multiple attachment options**
for great versatility
- **Choice of conditioners**
to suit different crops
- **Tried-and-tested** –
the solid EasyCut cutterbar
- **Hydraulic suspension**
for superb contouring and sward protection

Performing in the most versatile conditions around the world, the new and stylish EasyCut TS/TC models stand out for their enormous versatility and flexibility. Choose from various drawbar ends and three different conditioners and opt for the Collect swathing belt as examples of the versatility on offer.



The conditioner with V-tines

The pivoting V-shaped tines provide uniform conditioning across the full work width.




CR conditioner (rubber rollers)

The full-width and chevron-profiled rollers mesh to achieve the best results in leguminosae and other leafy crops.



CR conditioner (M-Rolls)

The counter-rotating M-Rolls crush the material for more uniform conditioning and wilting.





EasyCut Trailed Side models (TS)

Running offside behind the tractor, the new trailed mowers with side-mounted drawbar stand out for a straightforward and compact design. The short, side-mounted drawbar is perfect for managing turns on tight headland. The mower teams up with a front mower to boost productivity.


EasyCut Trailed Center models (TC)

These new trailed mowers from KRONE have a mid-mounted drawbar that offers maximum flexibility when operating the machine solo or in combination with a front mower. The new trailed machines with mid-mounted drawbar offer hydraulic side-shifting, cutting offset to left or right behind the tractor.

Here is the list of models and specifications in our trailed EasyCut TS/TC programme

	TS 320	TS 320 CV	TS 320 CR	TC 320 CV	TC 320 CR	TS 360 CV	TS 360 CR
Side-mounted drawbar	✓	✓	✓			✓	✓
Mid-mounted drawbar				✓	✓		
SmartCut cutterbar	✓	✓	✓	✓	✓	✓	✓
CV tine conditioner		✓		✓		✓	
CR conditioner (polyurethane rollers)			✓		✓		✓
The CR conditioner with M-Rolls			✓		✓		✓
Swathing belt (optional)		✓	✓	✓	✓	✓	✓

Scan for more information! Scan the code and take a detailed look at these mowers in our feature video.



The KRONE cutterbar

Maximum quality – for life!

Built-in safety

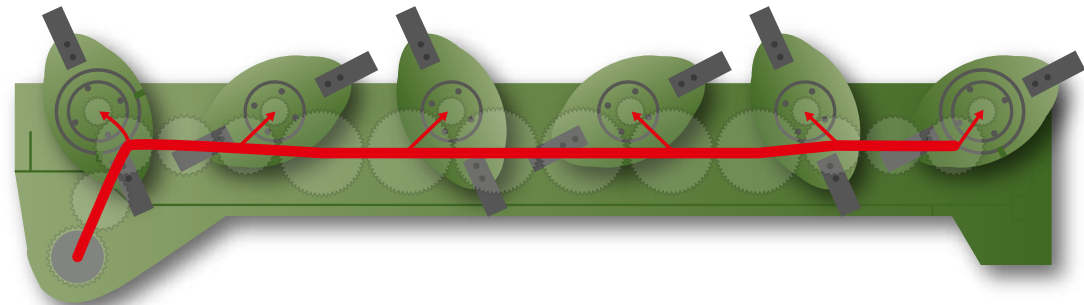
- **Fully welded cutterbar**
Robust, sealed and permanently lubricated
- **Durable satellite drive**
with large spur wheels
Very quiet running and optimum power transmission
- **Without inner shoe**
for trouble-free mowing

The enclosed and fully welded cutterbar meets the highest quality standards and operates dependably and leak-free over many years of hard work. Massive and oil-immersed spur gears impress by very quiet and reliable running in sustained peak-load operation.



No inner shoe

The cutterbar is driven by the right-angle gearbox just behind the inner top hat – for blockage-free operation on headlands and in awkward patches.



The original

The KRONE developed satellite driveline comprises massive spur gears with up to 66 teeth which transfer the power all the way down to the very last disc. The large-diameter gears rotate at reduced speeds, with a higher number of teeth meshing with the neighbouring gearwheels for even quieter running, ultimate efficiency and maximum longevity. The auxiliary gears drive one disc each and as a result are exposed to only minimum loading.



Leak-proof and robust

As the central element of every disc mower, the cutterbar is a particular focus at KRONE: Welded all round and lubricated for life, it is manufactured using the latest welding robot and CNC technology – for maximum precision, maximum durability and the highest quality standards.

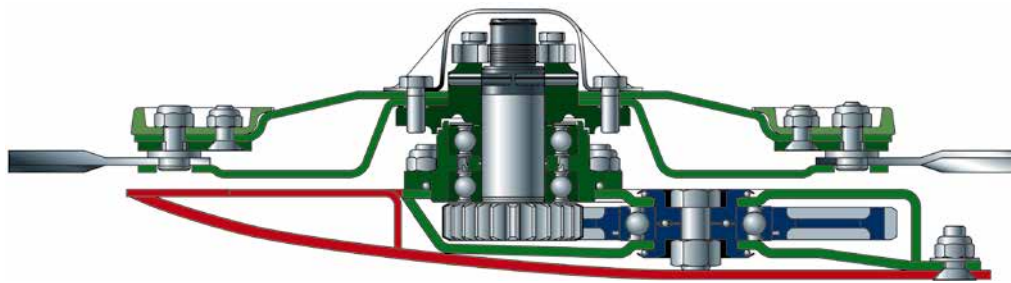


Permanently lubricated

The all-round welded, enclosed cutterbar is maintenance-free and remains reliably sealed and dimensionally stable even after many years of use. Special cleaning processes during production enable lubrication for life and make the usual oil change superfluous.

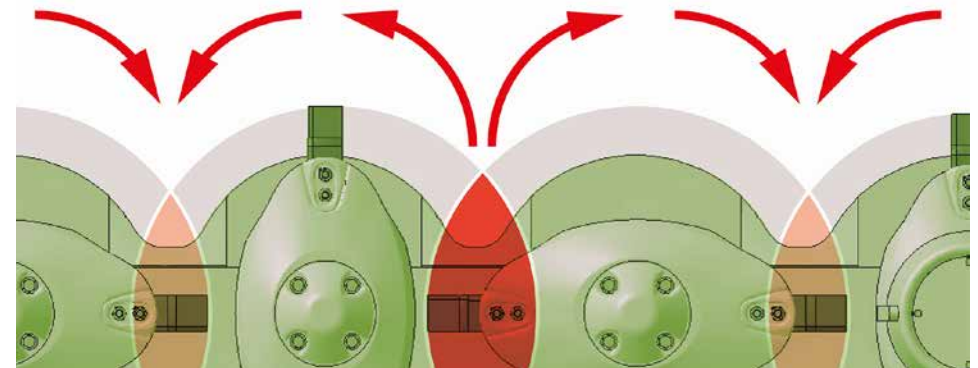

The KRONE cutterbar

Stripe-free mowing, swathing or wide spreading



Heavy-duty and flexible

The wedge-shaped cutterbar offers many height setting options. The spur gears run in massive double bearings, allowing the cutterbar to handle extremely high loads.



Forget about stripes

With some discs turning in pairs towards each other and others turning away from each other, it was necessary to redesign the degree of blade overlap to ensure cleanest cuts. For stripeless cuts in light and young crops, the blade overlaps on the discs turning outwards have increased substantially. In addition, the blades turning to the rear are set further apart to encourage a smooth flow of large volumes of crop.



KRONE SmartCut

- **The wedge-shaped cutterbar**
guarantees clean cuts
- **SmartCut**
Wide overlap of the blade tracks for optimised crop flow
- **Swathing or wide spreading**
thanks to free choice of direction of rotation

Offering flexible height control, the wedge-shaped cutterbar gives users the versatility to cut short grass in meadows and pastures but also long-stemmed forage crops. An EasyCut mower delivers a reliable performance and clean cut.

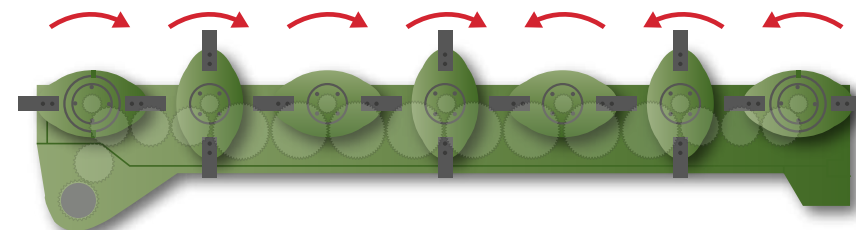


Convenient

The spur gears are arranged in a forward position and eccentrically inside the gearbox right under the discs. The small auxiliary spur gears are removed from above, the massive main gears gearbox from the side.

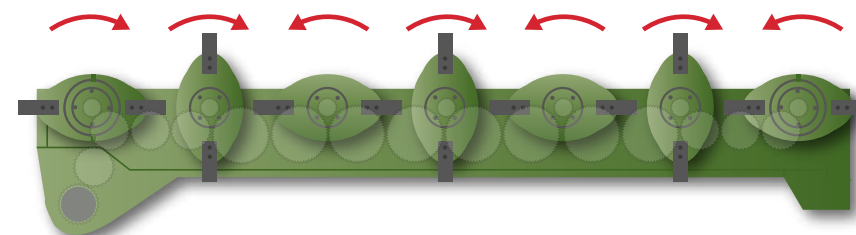
Swathing

To prevent the mown forage from being run over by the tractor wheels, the bearing housings are positioned so that the discs rotate towards the centre.



No swathing

With discs spinning in the B sense of rotation, EasyCut spreads the material across the full cutting width. All discs turn in pairs, spreading the material across the working width for faster and more uniform wilting.



The KRONE quick-change blade system

For the perfect cut



Changing blades in an instant

Quick-change blades are considered a must by many farmers and contractors. The blades are quick and easy to reverse or replace in situ.

Hovering over the sward

Made from hardened steel, the extra wide skids reduce the ground pressure and hence offer effective protection of both the cutterbar and the sward. The skids are bolted to the cutterbar so they are easy to replace.

Making higher cuts

High-cutting skids are the solution for those who want 80 mm and longer stubble. Depending on how you bolt the skids to the cutterbar, you can increase the cutting height by 30 mm or 50 mm, which is ideal in forage and whole crop silage.

Added protection

We welded curved stops between the individual skids that protect the cutterbar from damage and also contoured the underside of the stops in such a way that no material can build up here and instead flows smoothly to the rear.





Best forage quality

- **Quick-change blades**
allow operators to swap blades in the field quickly
- **Modular disc design**
- **Minimal blade wear**
360° swivel range of the blades
- **Excellent cut thanks to KRONE SmartCut**
Optimum overlap of the blade tracks

The quick-change blades, the modular design and the perfect arrangement of the mowing discs for a stripe-free swath are just a few examples which speak in favour of choosing an EasyCut disc mower.



Minimum wear

The blades are free to spin 360-deg. on their pins. They are hard-wearing and self-cleaning, well protected and will not foul with the blades on the neighbouring discs.

Cost saver

Worn blade fixing pins and wear parts are not an issue for KRONE EasyCut, because the modular design of the discs allows you to replace them individually. If you like, you can opt for bolts instead of pins.

Clean cuts

Blades of 112 mm length orbit with a generous overlap, producing the typically clean cuts and feeding the material to the rear in a consistent flow.

The KRONE SafeCut system

Safety down to the last detail



Two-fold protection

Orbiting within the sphere of the mower bed and never protruding beyond the skids, the EasyCut discs benefit from two-fold protection. Additional protection comes from the standard SafeCut system.



An ideal system

There is no load on the roll pins during operation. The bearing is tensioned by a nut and two clamping screws. As a result, the roll pins do not suffer from material fatigue and will break only at their inbuilt load level – even after many hours of use.



Scan for more information!
Simply scan the code to
see this feature in the video!





Fully protected

- **Full driveline protection** for added reliability
- **Neighbouring discs will not collide**
- **Wear-free**
- **Quick replacement of the roll pins** to ensure high operational reliability and minimum costs

Colliding discs may cause damage and involve costly repairs. KRONE SafeCut offers a maximum of protection and peace of mind. The award winning system on all EasyCut models offers a unique level of protection and operator comfort. SafeCut is part of the basic equipment of all EasyCut F series disc mowers.



Simply ingenious

Each disc on the mower has its own individual impact protection. When the blade hits an obstacle the shockload is transferred to a roll pin which breaks. As a result, the disc automatically threads 15 mm up on the drive shaft.



Absolutely safe

If the system is suddenly overloaded, the impact is not directed to the spur gears in the driveline, instead a roll pin in the sprocket drive shaft shears off. The pinion shaft continues spinning, jacking up the disc in question, moving it out of the risk zone and the orbit of the neighbouring discs. As a result, SafeCut prevents damage to the spur gears and the neighbouring discs. The roll pins can be replaced in just a few minutes and cost next to nothing.

The DuoGrip suspension

Patented mower suspension for optimum contouring



Optimum ground pressure

DuoGrip allows the EasyCut mowers to deliver particularly clean and tidy cuts whilst protecting the sward. Suspended in their centre of gravity and pulled by a short arm, the mower operates at a consistent ground pressure across the entire work width which is set hydraulically from the convenience of the cab. The operator views the ideal ground pressure on the gauge. Two parallel steering rods give additional guidance by absorbing any side draft, improving the guidance, and increasing the overall stability. The modular design of the new curtains reduces machine weight and prevents material from collecting on the machine.



Uniform cutting pattern

- **DuoGrip**
Dual steering of the cutterbar –
"Supported in the centre of gravity – guided by suspension arms"
- **Uniform ground pressure**
across the entire work width
- **Optimum guidance**
Less side pull, clean cuts
- **Hydraulic mower relief**
for even better contouring and protection of the sward

The KRONE DuoGrip suspends the mower in its centre of gravity and guides it via two arms. This design allows the cutterbar to follow the ground contours even more accurately for a better protection of the sward. This way, the machine produces high-quality forage even in difficult conditions.




Quick and easy

The cutting height is controlled by operating this crank handle. The current height is indicated on the scale. Hydraulic height control is an option. The grey box stores spare blades for quick blade changes and is a standard feature on all EasyCut models.

Better contouring from a new design

The curved frame results in a greater lift-out height during headland turns and increases the lateral travel for enhanced performance in extremely undulating terrain. The drawbar is mounted in the middle of the machine and above the axle for enhanced stability in sloping fields.







EasyCut TS 320

Impressive thanks to its compact design

Low power requirement

- **Ideal for lighter tractors**
with their own running gear
- **Light-pulling and compact**
machine with a sturdy V-frame
- **All-round mowing with slewing gear**
Turns on the spot
- **DuoGrip centre-of-gravity suspension**
- **Working height setting**
Comfortable via spindle

Are you looking for a powerful trailed mower without conditioner that works at a width of about 3.16 m? Then the KRONE EasyCut TS 320 with DuoGrip centre-of-gravity suspension is the machine for you. This mower stands out for an extremely low power input, maximum stability as well as a superior level of specification and operator comfort.



High operator comfort and light pull

The trailed EasyCut TS 320 without conditioner impresses by its superior performance, very light draft and good ride qualities. Compared with a mounted mower, the trailed machine reduces the load on the tractor's rear axle and its hydraulics. As another plus, it offers a much lower transport height and hence better road safety. The transport position does not exceed 3.00 m.

Perfect contouring

The V-shaped frame of the EasyCut TS 320 model with side-mounted drawbar is robust and compact. Its generous ground clearance makes for plenty of vertical travel. Suspended in its centre of gravity and linkage controlled, the cutterbar swings back and up through a large angle avoiding obstacles, a design that ensures clean work also in undulating fields. The cutterbar is driven by a powerful right-angle gearbox which makes for a frictional connection and is arranged behind the inner top hat.



Optimum ground pressure at all times

It takes just a minute to adjust the machine perfectly to the current conditions. The cutterbar's ground pressure is set by tensioning the coil springs.

Agile

Equipped with side-mounted drawbar and pivoting gearbox, the unit cuts around any bend. The two-point headstock attaches to the height-adjustable link arms – although the floating drawbar has become the preferred choice of attachment in some countries.

Easy maintenance

The front curtain folds up to give convenient access to the discs for easy cleaning and blade replacement.

Minimum space

Running in line behind the tractor during road travel, EasyCut TS 320 does not exceed the statutory 3 m transport width, gives plenty of ground clearance and is approved to 40 km/h maximum speed. This is the machine to travel quickly between sites.



The KRONE conditioner with V-shaped steel tines

Variants with tine conditioner



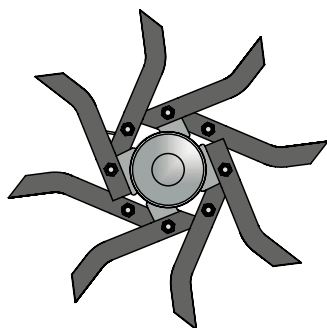
Firm grip on the crop

The v-tines are made from hardened steel and mount at a steep angle, treating the forage intensively and powerfully. The tines pivot to the rear when hitting a foreign object. The limited pendulum travel towards the front increases the lifetime of the bolts.



Full-width conditioning

The tine conditioners on each mower span across the work width from the left to the right top hat, providing a uniform and consistent crop flow across the full width and giving optimum conditioning.



Scan for more information!
Now simply scan the code and discover this conditioner in the video.






Exact forage conditioning

- Easy and quick operation
- Optional deflectors spread the material across the full width
- Infinitely variable swath widths
- Manual gearbox
Adjustable degree of conditioning

The KRONE CV rotor with V-shaped and grippy steel tines spreads the crop at the full working width. Its massive 64 cm diameter and the helical arrangement of the tines warrant a continuous crop flow, high throughputs and superior conditioning.




Stepless baffle plate adjustment

The distance between the tines and the chequer sheet can be easily adjusted using the crank handle. As you reduce the gap you increase the intensity of conditioning.



Intensive conditioning

The standard baffle plate on the CV conditioner adds to the conditioning effect of the tines for more intensive conditioning.



The mechanical gearbox

Select 900 rpm for intensive treatment and 600 rpm for less intensive conditioning. Setting the speed is easy from the gearshift lever.

The KRONE roller conditioners

Variants with CR roller conditioner (polyurethane rollers or M-Rolls)

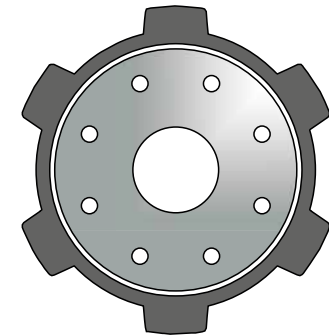


Full-width application

The full-width polyurethane rollers ensure a uniform conditioning effect across the entire work width and the polyurethane coating ensures maximum longevity. The interlocking surfaces of the rollers give intensive but gentle conditioning whilst avoiding losses.

Highly adaptable

The top roller suspends from a spring which ensures a continuous flow in inconsistent growth and allows foreign objects to pass the system trouble-free. The roller distance and contact pressure can be adjusted to suit different forage quantities and types. The roller conditioner is driven by a gearbox.



25 cm diameter

The large-diameter CR conditioner rotors deliver a smooth and consistent flow of crop and have a low power input.

Scan for more information! Scan the code and take a detailed look at these conditioners in our feature video.

KRONE CR roller conditioner
polyurethane



KRONE CR conditioner
(M-Rolls)





Profitable use

- **Consistent crop flow**
by 25 cm diameter rollers
- **High throughput**
from powered crop processor rollers
- **Excellent conditioning**
with profiled rollers – "grip effect"
- **Roller conditioner**
optionally with polyurethane rollers or as M-Rolls with steel profile

Leafy crops like Lucerne or clovers require a different type of conditioning than crops that are predominantly grass. The CR roller conditioners give particularly gentle treatment, leaving intact the delicate leaves which are so rich in protein and safeguarding the value of the feed. Spreading the crop will speed up wilting.





Two drives for double power

The top roll of the M-Rolls is driven by a separate gearbox on the right end of the cutterbar which synchronizes the speed of the top and bottom rolls, bracing you for wet and heavy crops.



Perfect treatment from profiled M-Rolls

The counter-rotating M-Rolls mesh to crush the material and yet leave a sufficiently wide gap for the material to pass through. The result: uniform, intensive conditioning for homogeneous drying processes without rolling losses; ideal e.g. for recovering lucerne.



KRONE cross conveyor belt Collect

Powerful appearance

Sophisticated technology

- **Drive via own on-board hydraulics**
- **Infinitely variable crop throw**
- **Belt auto on/off**
during lift/lower
- **Wide and high-capacity swathing belt**
- **Frameless design**
for reduced machine weight
- **Massive and stronger drive rollers**
warrant a continuous crop flow also in difficult conditions

The hydraulic cross conveyor belt which is available for some of the trailed models saves time, reduces the number of passes and minimizes compaction. By feeding the crop to the swath without it contacting the ground, this system guarantees particularly clean forage.



Uniform and consistent crop feed

The 91 cm wide cross belt with bolted bars feeds the crop consistently to the side, producing particularly uniform swaths that are very easy to pick up by the following harvester. An on-board hydraulic system comprising an oil reservoir, a pump and a hydro motor powers the belt and eliminates any hydraulic input from the tractor. The belt stops and restarts automatically when the mower lifts and lowers out of and back into work. Varying the belt speed infinitely variably varies the width of the swath.

Effective throw

The conditioner tines on a machine that has the swathing belt also serve to feed the material to the belt. To increase the efficiency of the throw, the spaces between some tines are covered

The all-round machine

The trailed EasyCut disc mower conditioners with cross belts suit a wide range of applications. Being true all-round machines, they operate with and without the belts. When the belts are out of work, the mower produces either wide or compact single swaths. With the belts in work, they feed the material on or next to the existing swath, forming a double swath that suits the full pick-up capacity of the following harvester.



EasyCut TS/TC models with conditioner

With side (TS) or centre (TC) drawbar steering

TS/TC

- **Enhanced operator comfort from hydraulic suspension**
- **New and modular frame**
with tensioned curtains for enhanced contouring
- **Hydraulic height control or tilt function**
is an option
- **Standard slewing gearbox**
for a straight power flow
- **Optional KRONE Collect swathing belt**

The new trailed mowers with conditioners offer a maximum in flexibility and versatility. These machines satisfy a wide range of different needs and requirements. The TS models are impressive thanks to their compact design, the TC models thanks to their wide range of applications. The mid-mounted drawbar allows the mower to track offset on either side behind the tractor. All conditioner models can be specified with the KRONE Collect system as an option.



Road travel

The side guards fold up for optimum road safety. Hydraulic folding is an option for more operator comfort. This changes the 3.20 m work width into a less than 3 m road width – what's wide in the field turns into narrow on the road.



Tight headland turns

With drive shafts running on the sides and the slewing gearbox being a standard fit, opening fields and turning on headlands becomes a straightforward and easy affair, saving time and boosting efficiency.



Easy maintenance

The front curtain folds up to give convenient access to the discs for easy cleaning and blade replacement.

Perfect overlapping

Depending on the position of the drawbar, this double arrow indicates the current overlap, clearly indicating the current setting depending on the tractor width and the current transport position of the drawbar.

Hydraulic height control

All TS/TC models offer cutting height control from the cab as an option. But also the Tilt feature helps dealing with obstacles. The cutting height is raised temporarily to avoid machine damage and yet avoid raising the machine.



KRONE EasyCut TC Connect

Connect two trailed EasyCut mowers – double the efficiency



EasyCut TC Connect

Combining a KRONE front mounted mower, two trailed centre drawbar models (TC) and the new EasyCut TC Connect coupling frame provides maximum efficiency in the field. The tower gearboxes of the TC models allow an attachment transverse to the direction of travel. Attachment points for transport are provided on the EasyCut TC Connect. Even solo operation of only one machine is still possible.



More mowing

This combination showed EasyCut TC 500 CR twice in the "Oaten Hay". The entire drive train of the EasyCut TC Connect is designed to cope with the steadily increasing tractor output. Over 12 m are mown here in one piece and laid down in swaths.

Double pulled

- **Coupling frame for two trailed mowers** for maximum efficiency
- **Designed for the centre drawbar models** EasyCut TC 400 CV/CR and EasyCut TC 500 CV/CR
- **CTF Ready (Controlled Traffic Farming)** with over 12 m working width
- **Maximum efficiency** by combination of existing mower components
- **Transport position and solo operation** of the mowers still possible

The EasyCut TC Connect allows the attachment of two trailed centre drawbar mowers. Combined with a KRONE front mounted mower, the result is a working width of up to 13 m. Maximum efficiency and Control Traffic Farming are the logical conclusion. The solo operation of the mowers is maintained, no conversion measures need to be carried out.

The possible combinations with EasyCut TC Connect and its working widths at a glance


EasyCut TC Connect	EasyCut F 320 CV/CR	EasyCut F 360 CV/CR	EasyCut F 400 CV Fold	EasyCut F 400 CR
2 x EasyCut TC 400 CV/CR	10.30 m	10.75 m	11.10 m	11.10 m
2 x EasyCut TC 500 CV/CR	12.25 m	12.70 m	13.10 m	13.10 m

With 40 cm overlap per side, only for selected target markets



Easy to operate

The electric preselection box enables easy and effective operation of the coupling frame and its mowers. A dedicated hydraulic system ensures safe working. One single-acting and three double-acting control units are required to control the mowers individually or synchronously. The overlap towards the front mounted mower can be freely varied depending on the structure of the area.



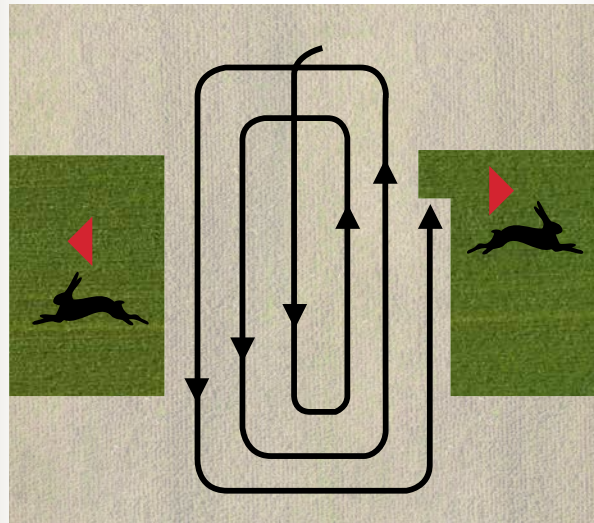
Wildlife protection

During the breeding and sowing season

Let's take preventive measures together!

There are many different approaches to protect local wildlife and reap a high-quality forage feed. The Hubertus audible alarm device is certainly a good initial step in scaring off animals but it can never replace the communication between farmers, contractors and hunters, because visual inspections of the fields are indispensable. Applying the proper mowing strategy is also of key importance.

Mowing strategy



My 'First Cut' check list

Hunters informed on the cutting date ✓

Area searched for wildlife and nests ✓

Hubertus wildlife warning system used ✓

Mowing strategy correctly chosen

(mowed from the inside to the outside) ✓



Technical data

		EasyCut 2801 CV	EasyCut 2800 CRI	EasyCut TS 320	EasyCut TS 320 CV	EasyCut TS 320 CR	EasyCut TC 320 CV	EasyCut TC 320 CR	EasyCut TS 360 CV	EasyCut TS 360 CR
Drawbar type		side-mounted	side-mounted	side-mounted	side-mounted	side-mounted	mid-mounted	mid-mounted	side-mounted	side-mounted
Work width	Approx. m	2.73 (8'12")	2.71 (8'11")	3.16 (10'4")	3.16 (10'4")	3.16 (10'4")	3.16 (10'4")	3.16 (10'4")	3.60 (11'10")	3.60 (11'10")
Transport width	Approx. m	2.56 (8'5")	2.56 (8'5")	2.99 (9'10")	2.99 (9'10")	2.99 (9'10")	2.99 (9'10")	2.99 (9'10")	3.44 (11'3")	3.44 (11'3")
SmartCut cutterbar		Standard	-	Standard	Standard	Standard	Standard	Standard	Standard	Standard
No. of discs		4	4	5	5	5	5	5	6	6
No. of top hats		2	2	2	2	2	2	2	2	2
Cutterbar protection system SafeCut		Standard	Standard	Standard	Standard	Standard	Standard	Standard	Standard	Standard
Quick-change blades		Standard	Standard	Standard	Standard	Standard	Standard	Standard	Standard	Standard
High-cut skids		Option	Option	Option	Option	Option	Option	Option	Option	Option
Conditioner		V-tines	Rollers	-	V-tines	Rollers	V-tines	Rollers	V-tines	Rollers
Rotor diameter	approx. cm	64 (25.2")	-	-	64 (25.2")	-	64 (25.2")	-	64 (25.2")	-
Roller diameter	approx. cm	-	2 x 25 (9.8")	-	-	2 x 25 (9.8")	-	2 x 25 (9.8")	-	2 x 25 (9.8")
Conditioner speed	rpm	600/900	850	-	600/900	-	600/900	-	600/900	-
Conditioner width	Approx. m	2.05 (6'9")	2.05 (6'9")	-	2.50 (8'2")	2.50 (8'2")	2.50 (8'2")	2.50 (8'2")	2.90 (9'6")	2.90 (9'6")
Swathing belt		-	-	-	Option	Option	Option	Option	Option	Option
Road and field tyres		15.0/55-17/10 PR	15.0/55-17/10 PR	15.0/55-17/10 PR	15.0/55-17/10 PR	15.0/55-17/10 PR	15.0/55-17/10 PR	15.0/55-17/10 PR	15.0/55-17/10 PR	15.0/55-17/10 PR
Area output	approx. ha/h	3.0-3.5	3.0-3.5	3.5-4.0	3.5-4.0	3.5-4.0	3.5-4.0	3.5-4.0	4.0-4.5	4.0-4.5
Tractor power	approx. kW/hp	51/70	51/70	59/80	59/80	59/80	59/80	59/80	66/90	66/90
PTO speed 1,000 rpm		Standard	Standard	Standard	Standard	Standard	Standard	Standard	Standard	Standard
PTO speed 540 rpm		Option	Option	Option	Option	Option	Option	Option	Option	Option
Hydraulic connections		1 x single-acting	1 x single-acting	1 x single-acting	1 x single-acting	1 x single-acting	1 x single-acting	1 x single-acting	1 x single-acting	1 x single-acting
		1 x double-acting	1 da	1 da	1 da	1 da	1 da	1 da	1 da	1 x double-acting

- Working widths of 2.71 to 3.60 m
- 3.5 to 4.5 ha/h area outputs
- Side- or mid-mounted drawbar
- Conditioner with V-shaped steel tine rollers, polyurethane rollers or M-Rolls





Maschinenfabrik Bernard KRONE GmbH & Co. KG
Heinrich-Krone-Straße 10
D-48480 Spelle
Phone: +49 (0) 5977 935-0
info.ldm@krone.de | www.krone-agriculture.com

Your KRONE dealer