

NEW T5 DYNAMIC COMMAND™ & AUTO COMMAND™ RANGES



**MACHINE
OF THE YEAR 2019**

NEW T5 DYNAMIC COMMAND™ & AUTO COMMAND™ RANGES

The proven T5 range of tractors has been engineered by design to ensure that it productively accomplishes a whole range of agricultural applications - from field, loader and yard work through to high speed transport. This multipurpose range is available with either the new eight-speed semi-powershift Dynamic Command™ transmission or the renowned continuously variable, Auto Command™ transmission.

GEAR UP FOR EFFICIENCY WITH ULTIMATE VISION

The four-model series, powered by FPT NEF four cylinder 4.5 Litre engines, offers maximum outputs ranging from 110 - 140hp. More comfort, thanks to the addition of the renowned Horizon™ cab, now available with the new Super High Visibility Roof Panel, which is larger, quieter and offers greater vision for loader applications.



**MACHINE
OF THE YEAR 2019**

Blue **POWER**



AUTOCOMM



NEW
T5.140



THE BLUE POWER RANGE

The T5.140 Dynamic Command™ & Auto Command™ models are available in premium Blue Power configuration. Developed for those agribusinesses which are looking for the ultimate in premium agriculture, where performance and comfort are of supreme importance. If you want your tractor to stand out in the field not only for its performance, but also for its looks, then you've found your answer.

THE BLUE POWER OPTION FEATURES

- Distinctive metallic midnight blue paint
- Chrome coloured grille
- Silver wheel rims
- Eye catching 3D New Holland logo
- Blue Power seat and branded thick pile carpet
- Silver light surround on cab work lights
- An extensive list of standard equipment

**THE POWER AND EFFICIENCY
YOU'VE COME TO EXPECT FROM NEW HOLLAND**



POWERED BY FPT INDUSTRIAL

New Holland is not going it alone when it comes to Stage V technology. They can draw on the experience of their in-house engine development group: FPT Industrial.

Pioneers: Fiat invented Common Rail technology in the 1980s and brought it to the masses in 1997 on the Alfa Romeo 156. They were the very first to introduce it on agricultural machines on the TS-A tractor. Pioneering. Always.

Cleaner: for the eleventh consecutive year, CNH Industrial has topped the Dow Jones Sustainability World and Europe indexes for the Industrial Engineering sector. Cleaner Everywhere.

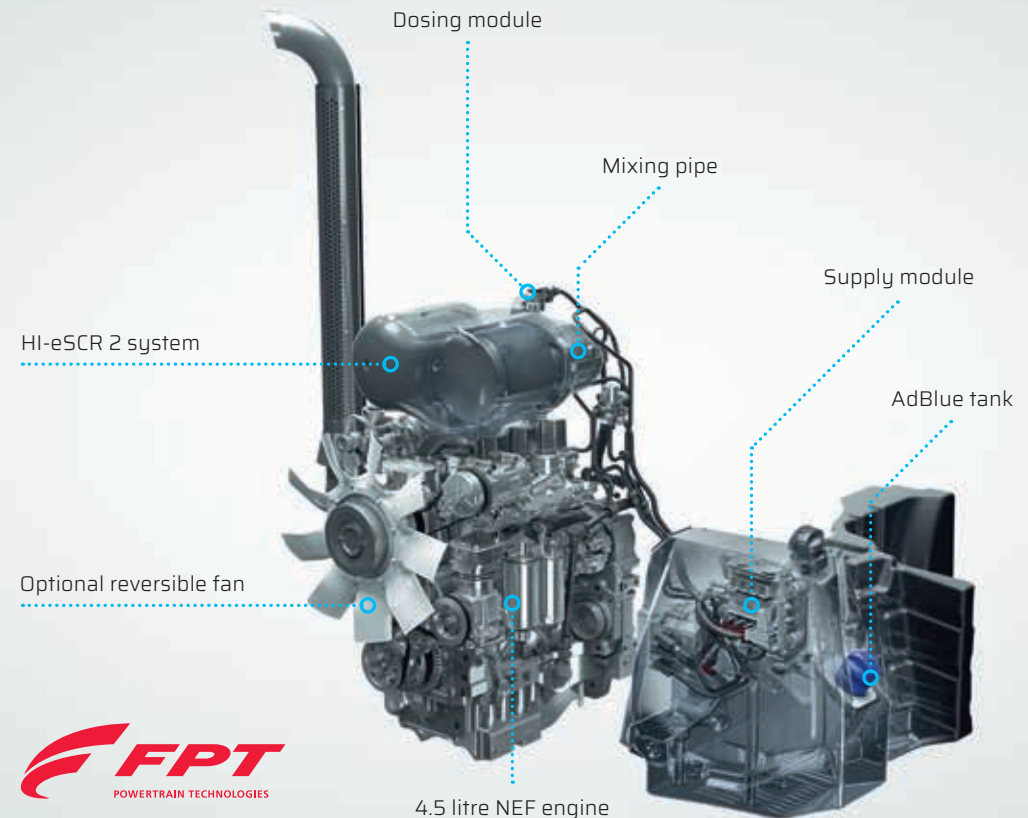
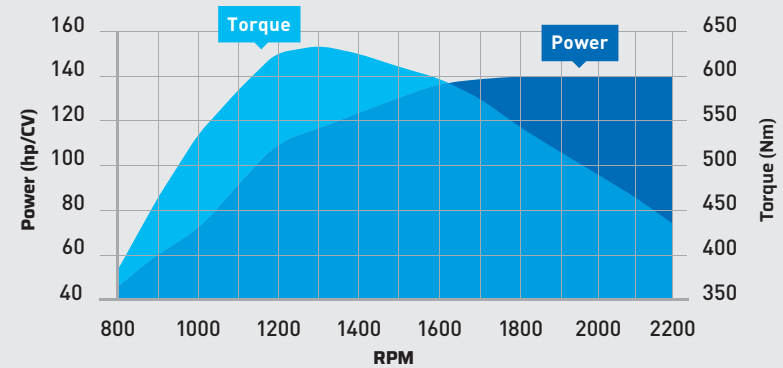
Proven: FPT Industrial has pioneered SCR technology since 1995 and has already produced more than 2.5 million SCR systems during the last fifteen years for the agricultural, construction and trucking industry. Reliability. Confirmed.

IDEAL POWER CURVE

The Nef 4.5 litre engine has an ideal power curve, delivering peak power at 1800rpm, which is perfectly aligned with the most frequently used engine speeds for both PTO and road work.

ECOBLUE™ HI-ESCR 2 EXPLAINED

The entire T5 Dynamic Command™ & Auto Command™ range complies with Stage V emissions standards, which mandate a further 40% reduction of Particulate Matter content compared to previous Tier 4B / Stage 4 regulation. This is achieved thanks to the new HI-eSCR 2 technology developed by FPT Industrial. This innovative after-treatment system is a maintenance-free, patented solution that minimizes operating costs. The Nef 4.5 litre engine features a compact and simple layout that is EGR-free and has been neatly packaged under the hood, thus granting improved visibility, extreme productivity and reliability.



DYNAMIC OPERATION IN EVERY OPERATING SITUATION



EIGHT-STEP SEMI-POWERSHIFT

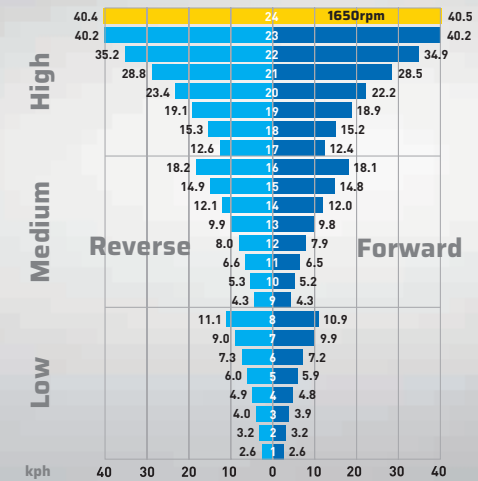
The 24x24 Dynamic Command™ transmission enables you to shift between eight gears under load, without having to change ranges. Thanks to the wide spread of speeds within the three ranges, which correspond to those most frequently used whilst conducting in field or on road activities, you shouldn't need to change range mid-task, which results in improved infield and on road productivity.

GSM II. INTELLIGENT AUTOMATION.


New Holland Ground Speed Management II, GSM II, is more than just an automated transmission shift system. With CVT-like functionality, it uses a combination of data relating to engine load, forward speed and operator setting, to manage both engine and transmission speeds to optimise performance and economy. Simple to set up and extremely efficient, GSM is well proven and dependable.

CLUTCH FREE LOADER WORK

The advanced Dynamic StartStop feature means that at lower operating speeds, such as those commonly associated with loader work, you can simply depress the brake when coming to a stop, without the need to clutch. Once the brake pedal is released, the tractor will automatically start to move.



EFFICIENT AUTO COMMAND™ TRANSMISSION OFFERS ADVANCED NEW HOLLAND FEATURES





COMMANDGRIP™ HANDLE

Target speed adjustment - set a target speed to match your exact needs. Perfect when moving between fields or when crop yields have altered.

Target speed selection - allows you to change between three target speeds.

4 driving modes to suit your driving style.

Auto Mode. Once the desired target speed is achieved, Auto Command will match the engine and transmission to maintain it.

Cruise Mode. Cruise Mode allows the operator to achieve a set target speed at the touch of a button, and to maintain the speed for economy and productivity.

Manual Mode. Allows the operator to manually set the required engine and forward speed, independently of each other.

PTO mode. As soon as the PTO is engaged, Auto Command will operate to achieve a constant engine speed.

Force based movement enables the operator to change speed and direction. On the ICP there is a switch to alter the response of the speed change. Forward speed can also be controlled using the foot pedal.

THREE ADJUSTABLE TARGET SPEEDS FOR EVERY NEED

Auto Command technology allows the operator to set a target speed of between 20m/hr right through to 40km/hr ECO and regulate it to the nearest 0.01kph. No steps. No range changes.



SMART TRANSMISSION BONUS



BALANCING FUEL ECONOMY AND PRODUCTIVITY

When working in Auto and Cruise modes on Auto Command™ models or Auto Road and Transport on Dynamic Command™ models, use the droop control dial, situated to the right of the operator, to limit upper engine speed used to achieve the desired forward speed. The result: you reach target speed at much lower engine revs, saving you fuel.

In PTO mode, use droop control to regulate the acceptable reduction in PTO speed before forward speed is reduced.

TAILORED TRANSMISSION SETTINGS

The multi-award winning Auto Command™ continuously variable transmission now features a three-stage acceleration and deceleration setting. The 'soft' setting is suitable for gentle direction changes, perfect during high speed transport or when working on slippery surfaces. The standard setting has been designed for normal field activities. The super-fast aggressive setting is ideal when near instantaneous direction changes are required.

FAST DIRECTION CHANGES

Changing direction is simple with Auto Command™. The operator can either move the CommandGrip™ handle, use the powershuttle switch on the CommandGrip™ handle or use the steering column mounted shuttle lever.

IMPROVING THE PERFORMANCE OF TRACTOR, IMPLEMENT AND YOUR WORK

TELEMATICS: MANAGE YOUR MACHINE FROM THE COMFORT OF YOUR OFFICE

MyPLM[®]Connect enables you to connect to your T5 from the comfort of your office through the utilization of the mobile network. You can stay in touch with your machines at all times, and you can even send and receive real-time information that saves time and enhances productivity. The entry-level MyPLM[®]Connect Essential package offers the most frequently used features or upgrade to the MyPLM[®]Connect Professional package for full machine monitoring and control. In short, MyPLM[®]Connect will help you to reduce your fuel bills and improve fleet management and security in one simple package.



ISOBUS III: TWO WAY COMMUNICATION

ISOBUS III technology means that the tractor and implement can communicate with each other, relaying information back and forth. When connected to a Roll-Belt baler the IntelliBale[™] technology will bring the tractor to a halt as soon as the pre-set bale diameter has been reached, net wrap application begins automatically and then the tailgate is raised.



HORIZON™ CAB AND SIDEWINDER™ II ARMREST. THE ULTIMATE ERGONOMY AND COMFORT EXPERIENCE.



The T5 Dynamic Command™ & Auto Command™ range now benefits from New Holland's industry leading Horizon™ cab and all new Super High Visibility Roof Panel. Take a seat, relax and enjoy an immediate feeling of space, comfort and brightness, thanks to the 4-post concept, suspended seats and ample legroom. In the yard, in the field or on the road, you have an uninterrupted, productivity enhancing view. Always. The single piece front screen offers a perfect view no matter what the weather or your field throws at you. The sun-visor protects you from the harshest rays. Whisper quiet comfort is courtesy of a mere 72dB(A) cab noise level.

IMPROVED VISIBILITY

The new low-mounted wiper design has a 175-degree sweep that increases visibility. To maintain vision during challenging road conditions there is a 130-degree wiper sweep mode which increases the speed and wiper frequency providing the operator with better vision. In addition, improvements have been made to the wiper stalk functionality and a new self-canceling indicator stalk has been introduced.

CHOOSE A LIGHTING PACKAGE TO SUIT YOU

There are three LED cab lighting packages available, consisting of eight, twelve and sixteen LED cab lights in various configurations, to suit your individual requirements.







COMFORTABLE SEAT OFFERING

T5 Dynamic Command™ & Auto Command™ owners can choose between three different seat options.

- The standard Comfort seat uses a low frequency suspension unit to cushion operators from harsh vibrations
- Dynamic Comfort™ seats boast an enhanced low frequency suspension mechanism and are cloaked in a two-tone cloth and leather and feature two stage heating
- The deluxe two-tone leather Auto Comfort™ seat available on Blue Power models is ventilated and features automatic weight setting, low frequency suspension, heating and ventilation

	Comfort seat	Dynamic Comfort™ seat	Blue Power Dynamic Comfort™ seat	Blue Power Auto Comfort™ seat
Material	Cloth	Cloth/Leather	Cloth/Leather	Cloth/Leather
Suspension type	Low frequency	Low frequency with dynamic damping	Low frequency with dynamic damping	Low frequency with dynamic damping
Damping system	Adjustable	Automatic	Automatic	Automatic
Weight adjustment	Automatic	Automatic	Automatic	Automatic
Lumbar support	Manual	Pneumatic	Pneumatic	Pneumatic
Climate System	-	2 stage heater	2 stage heater	Heating and active ventilation
Backrest extension	Swivelling	Swivelling	Swivelling	Swivelling
Passenger seat	Cloth	Leather	Leather	Leather

- Not available



SIDEWINDER™ II ARMREST

The T5 Dynamic Command™ & Auto Command™ tractors offer sophisticated features that are easy and intuitive to access. How? Well, we listened to customers and developed the SideWinder™ II armrest to make everything simpler. All key controls are accessed from the armrest. Throttle, transmission and hydraulics. Everything you need to control is intuitively selected. Furthermore, you're benefiting from SideWinder™ II know-how perfected on T6, T7, T8 and T9 tractor ranges! It does not take long to master a T5 tractor. As an option the SideWinder™ II can be electronically adjustable. You can freely move the armrest to the position that suits you.



CONTROL CENTRE

The automatic air conditioning controls, lighting panel, additional storage slots and the radio have all been grouped in an ergonomic cluster. A Bluetooth RDS/MP3 radio is fitted as standard. An AUX connector and a USB port are also available.



AT A GLANCE GEAR INFORMATION

On Dynamic Command™ models a dedicated screen displaying transmission gearing information has been positioned to the front of the armrest, so that is it always easy to see. An IntelliView™ IV colour touchscreen monitor is available as an option.



GOOD ALL ROUND VISION

The standard enlarged wing mirrors feature an adjustable top section for the best possible view of the road during high-speed transport. The adjustable lower section has been designed to effectively counteract blind spots. Additional options included heated wing mirrors and electronic adjustment.

THE ULTIMATE LOADER TRACTOR



ADVANCED JOYSTICK

The advanced joystick makes for the perfect option when conducting intensive loader work. Whether you are feeding cattle or moving bales, the ability to control electronic remote valves, shuttle between forward / reverse and change gear on Dynamic Command models through the ergonomically integrated buttons without having to remove your hand from the loader controls is a surefire productivity booster.



SUPER HIGH VISIBILITY ROOF PANEL

The all-new super high visibility roof panel makes it even more comfortable to work with loaders at full extension. It also adds to the light and bright nature of the cab, and takes the total glazed area to some 5.38 square metres.

LONG, STRONG, PRODUCTIVE

The wide frame 700LA range's performance means that no task is too big or too small. But there's more. The hydraulic pipe work has been integrated into the loader frame to significantly improve forward visibility for precision operation and to prevent potential snagging when operating in the confined sheds.



READY TO WORK

GREAT MANOEUVRABILITY. OUTSTANDING VISIBILITY. COMPACT PACKAGE.

The T5 Dynamic Command™ & Auto Command™ range has been designed with go-anywhere flexibility in mind, and this is translated by its compact overall dimensions. Standing at a mere 2720mm* tall it can slip into even the lowest livestock sheds. The low overall hood height of 1897mm provides extra visibility in all applications, but is invaluable when feeding livestock and loader work.


* 540/65R34 tyres with Low profile roof

THE PERFECT FIT: FRONT LINKAGE AND PTO

The T5 range has been designed to incorporate a fully integrated, factory fitted, front linkage and PTO. All linkage and PTO controls can either be accessed from the comfort of the cab, or via the conveniently positioned controls on the linkage itself for greater efficiency when hitching.

HEAVY DUTY AXLE

The entire range is fitted with a class 1.5 HD axle as standard and an optional class 1.75 axle is available which is ideal when conducting loader work, but also means the range easily manages high payloads, ideal when transporting grain or bales. The overall Gross Vehicle Weight of 8.8 tonnes, some 800kg more than current T5 Electro Command™ models, improves overall operating efficiency and enhances operational flexibility.



MAKING REPEATABILITY EASIER

INTUITIVE INTELLIVIEW™ IV TOUCHSCREEN MONITOR

The IntelliView™ IV colour touchscreen monitor can be used to manage a whole host of advanced parameters and now features the all-new instant access touchscreen hub putting key operating parameters at your fingertips. Simply tap the parameter you wish to view, and it'll appear.

HEADLAND TURN SEQUENCING II: HASSLE FREE REPEATABILITY

Optional HTS II is available on models fitted with electro hydraulic remotes. This intuitive system means you can easily record and store all implement sequences and operations at the headland. These can then be played back at the touch of a button. Now, it gets interesting. It's even easier to modify pre-recorded sequences, so when things change, your HTS sequence does as well! Simple, and a great way to improve repeatability and efficiency and to reduce fatigue when working over extended periods.

INTELLISTEER® AND INTELLITURN™ INTELLIGENT END-OF-ROW-TURN SYSTEM

New Holland's fully integrated guidance solution enables you to set your guidance path and then sit back, relax and enjoy the ride. For hands-off operation and 1-2cm levels of accuracy for improved productivity and efficiency, IntelliSteer® is the answer. A variety of guidance paths, from straight A-B runs to the most complex IntelliTurn™ end-of-row turns are possible. This can now be combined with HTS II (Headland Turn Sequencing), causing it to trigger at a preset distance from the headland.





HYDRAULIC POWER AND PTO FLEXIBILITY

Have you ever thought about just how much hydraulic flow you actually need? The T5 Dynamic Command™ range is fitted with an 80 litres/minute CCLS pump as standard, and an optional 110 litres/minute pump is also available. On T5 Auto Command range a 110litres/minute CCLS pump is fitted as standard. This is ideal for operations requiring the most intensive hydraulic flows. New Holland has engineered the CCLS system to operate at peak efficiency. The benefit? Full hydraulic power is always available at the remote valves and linkage, but only as much as is needed. The result? Reduced fuel consumption.

REMOTE VALVES

The T5 Dynamic Command™ & Auto Command™ range are available with up to four rear remote valves, various combinations from full mechanical to full electronic are available. Up to three mid mount remote valves to operate the front linkage or a loader are also available, and they are controlled via an ergonomic, fully integrated new advanced joystick in the cab. A clean and clear structure at the rear of the tractor makes connecting up even easier than before.



DIRECT DRIVE FOR FUEL EFFICIENCY

All T5 tractors are fitted with a direct drive PTO to minimise power loss between the engine and the implement. The PTO is engaged via a push-pull control, with advanced Soft Start management. This modulates engagement of high inertia attachments to protect the driveline. Safety has been further enhanced with the inclusion of an intentional PTO switch, which must be selected to keep the PTO engaged when leaving the operators seat. Additional PTO options include Auto PTO which disengages PTO at pre-set rear linkage heights and a 540E/1000/1000E PTO option with an engine speed of a mere 1621 engine rpm to significantly reduce your fuel consumption.



ELECTRONIC DRAFT CONTROL

A single raise/lower switch makes it simple to lift and return an implement to work during a headland turn. How? New Holland's ergonomic EDC is positioned just to your right, exactly where you need it, giving you ultimate precision. To fine-tune the system you can use the intuitive controls that are found underneath the armrest, precisely where you would expect them to be.



MODELS	T5.110		T5.120		T5.130		T5.140	
	Dynamic Command™		Dynamic Command™		Dynamic Command™		Dynamic Command™	Auto Command™
Engine*								
FPT NEF								
No. of cylinders / Capacity / Valves / Compliant emissions regulations	4 / 4485 / 4 / Stage V ECOBlue™ HI-eSCR 2 system							
Max. horsepower - ISO TR14396 - ECE R120 [kW/hp(CV)]	81/110		88/120		96/130		103/140	
Rated horsepower (Rated speed @2200rpm) - ISO TR14396 - ECE R120 [kW/hp(CV)]	74/100		81/110		88/120		96/130	
Max. torque - ISO TR14396 (Nm)	520@1300rpm		551@1300rpm		610@1300rpm		630@1300rpm	
Diesel tank capacity / AdBlue tank capacity (Litres)	180 / 19							
Electrical 12 volt alternator Standard / Optional	120 / 200							
Dynamic Command™ 8 step semi-powershift transmission (opt. 40kph ECO)								
Min. speed / Max. speed @1650rpm (kph)	0.216 / 40**		0.216 / 40		0.216 / 40		0.216 / 40	
Ground Speed Management II (GSM II)	○		○		○		○	
Dynamic Start/Stop	○		○		○		○	
CommandGrip and Basic Gear Display-DOG	●		●		●		●	
IntelliView™ IV colour monitor with ISO 11783 connector	○		○		○		○	
Auto Command™ Continuously Variable Transmission (opt. 40kph ECO)								
Min. speed / Max. speed @1600rpm (kph)	-		-		-		0.02 / 40	
Electronic park brake	-		-		-		●	
Active Stop/Start function	-		-		-		●	
CommandGrip and IntelliView™ IV colour monitor with ISO 11783 connector	-		-		-		●	
Standard Class 1.5 HD Front Axle								
Class 1.75 Front Axle							○	
Terraglide™ front axle suspension							○	
Terralock™ Auto Diff & Auto 4WD							●	
Turning radius with 4WD / Terraglide™ suspended front axle (mm)							4615	
PTO engine speed at: 540 / 1000 (rpm)								
							1938 / 1926	
540 / 540E / 1000 (rpm)							1969 / 1546 / 1893	
540E / 1000 / 1000E (rpm)							1546 / 1893 / 1621	
Ground Speed PTO							○	
Auto PTO management	○		○		○		○	
Front PTO (1000rpm)							○	
Standard Hydraulic Main Pump 80Lpm flow / 200bar Pump pressure								
MegaFlow™ Hydraulic Main Pump 110Lpm flow / 200bar Pump pressure	○		○		○		○	
Standard Steering and services pump flow (Lpm / Bar)							36.3 / 230	
Max. no. Deluxe rear valves with diverter fitted							4 (Offering = 4 Mech. / 3 Mech. / 2 Electro + 2 Mech. / 3 Electro / 4 Electro)	
Max. no. mid mount valves							3	
Advanced Joystick control (Forward / Reverse + Gear Change)							○	
Electronic Draft Control (EDC)								
Max. lift capacity at ball ends (kg)							5500	
Front linkage lift capacity at ball ends (through the range) (kg)							2250	
Four pillar 360° Horizon™ cab with FOPS - OECD Code 10 Level 1								
Low roof and Super High visibility roof hatch							○	
Comfort Ride™ cab suspension							○	
Automatic climate control							○	
Comfort seat with seat belt							●	
Dynamic Comfort™ seat with seat belt							○	
Instructors seat with seat belt							○	
Blue Power Pack Including Auto Comfort™ Active Climate Control heated seat with seat belt	-		○		-		○	
4 halogen lighting pack							●	
8 / 12 / 16 LED lighting pack							○ / ○ / ○	
IntelliSteer®							○	
Headland Turn Sequencing II (HTS II)							○	
IntelliTurn™ with Headland Turn Sequencing II (HTS II) system							○	
MyPLM®Connect Advanced Telematics							○	
Dimensions								
Max. Overall length inc weight carrier to rear linkage (mm)							4397	
Min. Width narrow / standard (mm)							1888 / 2288	
Height from centre of rear axle to low profile / Standard cab (mm)							1980 / 2100	
Wheelbase (mm)							2490	
Minimum shipping weights (kg)							5500	
Gross Vehicle Weight (kg)							8800	

● Standard ○ Optional - Not available * Developed by FPT Industrial ** @1600rpm



www.newholland.com/uk
www.newholland.com/ie



The data indicated in this folder are approximate. The models described here can be subjected to modifications without any notice by the manufacturer. The drawings and photos may refer to equipment that is either optional or intended for other countries. Please apply to our Sales Network for any further information. Published by New Holland Brand Communications. BTS Adv. - Printed in Italy - 12/22 - (Turin) - 220023/INB